


Handwritten mark in the top right corner.

5/6/2015

**Worklist: 690**

<u>LAB_CASE</u>	<u>ITEM</u>	<u>TASK_ID</u>	<u>DESCRIPTION</u>
P2014-2984	1	33327	3.10.2 Blood confirmation of me
P2015-0642	1	33329	3.10.2 Blood confirmation of me



Reviewed on 05/07/15 by DND. 

POC\_AM 3.10.2\_05052015\_QOS

5/6/15 eg

Simulate Run Sequence Wed May 06 11:40:27 2015 - Samples run on 5/5/15, sequence re-printed on 5/6/15. eg

Instrument Name: Probie  
Sequence File: C:\msdchem\1\sequence\CS-AM050515.s  
Comment:  
Operator: Pocatello Laboratory  
Data Path: C:\MSDCHEM\1\DATA\CDS\2015\050515AM\  
Method Path: C:\MSDCHEM\1\METHODS\

Line	Type	Vial	DataFile	Method	Sample Name
1)	Sample	100	Blank1	A-M	Pre-run Solvent Blank
2)	Sample	8	Positive Control - 300 ng		
	Datafile		PosCtrl-300-1FS		
	Method		A-M-FS		
3)	Sample	8	Positive Control - 300 ng		
	Datafile		PosCtrl-300-1CK		
	Method		A-M		
4)	Sample	99	Blank2	A-M	Pre-run Solvent Blank
5)	Sample	1	NegCtrl	A-M	Negative Control - UTAK Lot <del>20130</del> B0689 eg
6)	Sample	2	LV1CAL	A-M	Level 1 Calibrator: 25ng
7)	Sample	3	LV2CAL	A-M	Level 2 Calibrator: 50ng
8)	Sample	4	LV3CAL	A-M	Level 3 Calibrator: 100ng Cal
9)	Sample	5	LV4CAL	A-M	Level 4 Calibrator: 250ng
10)	Sample	6	LV5CAL	A-M	Level 5 Calibrator: 500ng
11)	Sample	98	Blank3	A-M	Post-Calibrator Blank
12)	Sample	7	Positive Control - 75 ng		
	Datafile		PosCtrl-75-1		
	Method		A-M		
13)	Sample	97	Blank4	A-M	Post-Control Blank
14)	Sample	96	P2014-2984-1		Pre-sample Blank
	Datafile		P2014-2984-1-BLK		
	Method		A-M		
15)	Sample	9	Lab No.: P2014-2984-1		
	Datafile		P2014-2984-1-AM		
	Method		A-M		
16)	Sample	9	Lab No.: P2014-2984-1		
	Datafile		P2014-2984-1-AM-FS		
	Method		A-M-FS		
17)	Sample	8	Positive Control - 300 ng		
	Datafile		PosCtrl-300-1		
	Method		A-M		
18)	Sample	95	Blank5	A-M	Post-Control Blank
19)	Sample	94	P2015-0642-1		Pre-sample Blank
	Datafile		P2015-0642-1-BLK		
	Method		A-M		
20)	Sample	10	Lab No.: P2015-0642-1		
	Datafile		P2015-0642-1-AM		
	Method		A-M		
21)	Sample	10	Lab No.: P2015-0642-1		
	Datafile		P2015-0642-1-AM-FS		
	Method		A-M-FS		
22)	Sample	93	Blank6	A-M	Post-run Solvent Blank
23)	Pause:				
24)	Sample	16	Phentermine Reference Material		
	Datafile		Phentermine-PFAA		
	Method		A-M-FS		- not run eg

5/6/15 eg

- 25) Sample                    17 MDMA Reference Material
- Datafile                MDMA-PFAA
- Method                  A-M-FS
- 26) Sample                    18 MDA-PFAA A-M-FS     MDA Reference Material
- 27) Sample                    19 Methylphenidate Reference Material
- Datafile                Methylphenidate-PFAA
- Method                  A-M-FS
- 28) Sample                    20 Amines Mix Reference Material
- Datafile                AminesMix-PFAA
- Method                  A-M-FS
- 29) Sample                    21 Methiopropamine Reference Material
- Datafile                Methiopropamine-PFAA
- Method                  A-M-FS

Not run

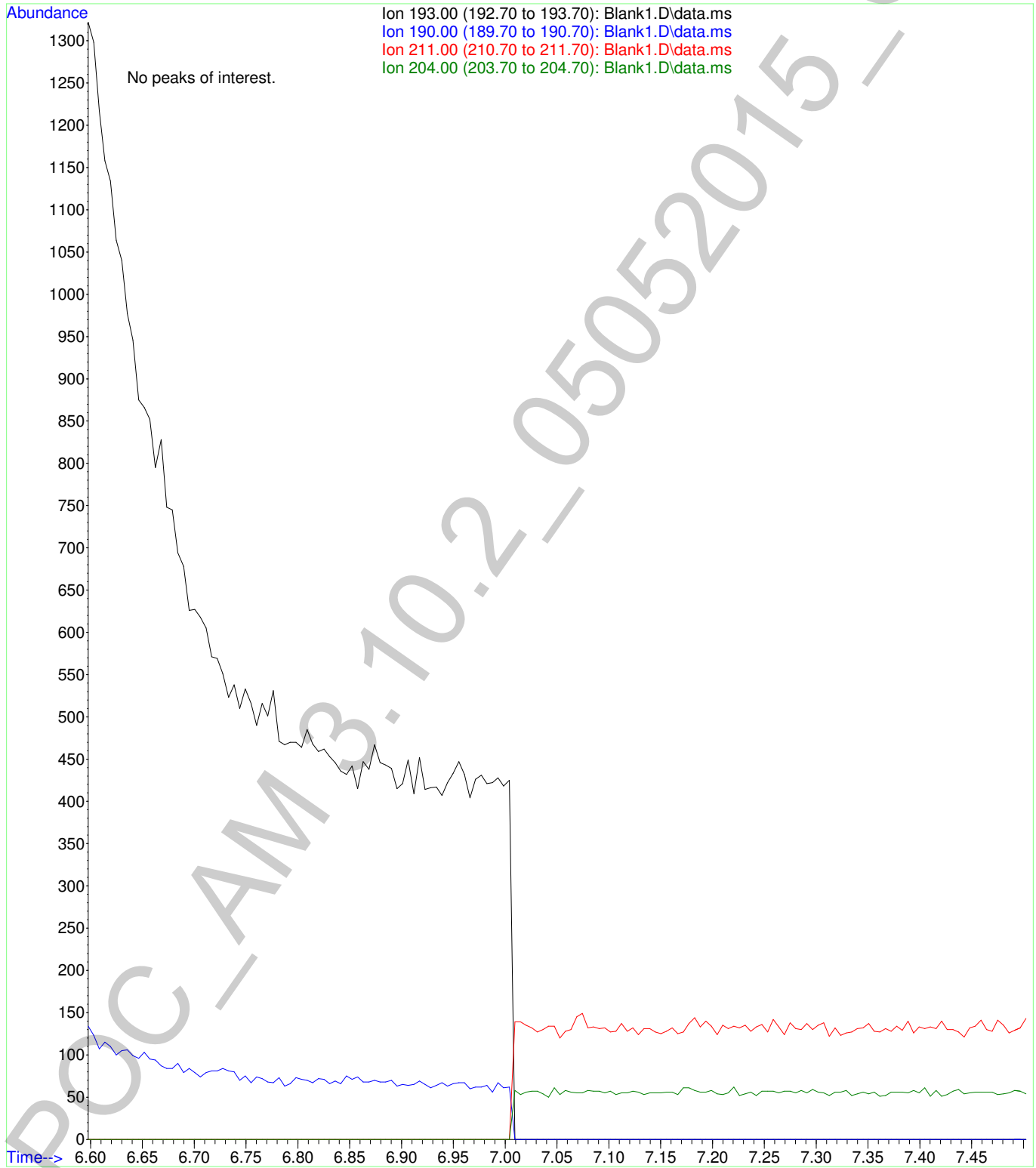
eg

Bytes Needed: 6662495    Space on drive C: 4.36307e+011  
Sequence Verification Done!

POC\_AM 3.10.2\_05052015 - CDS

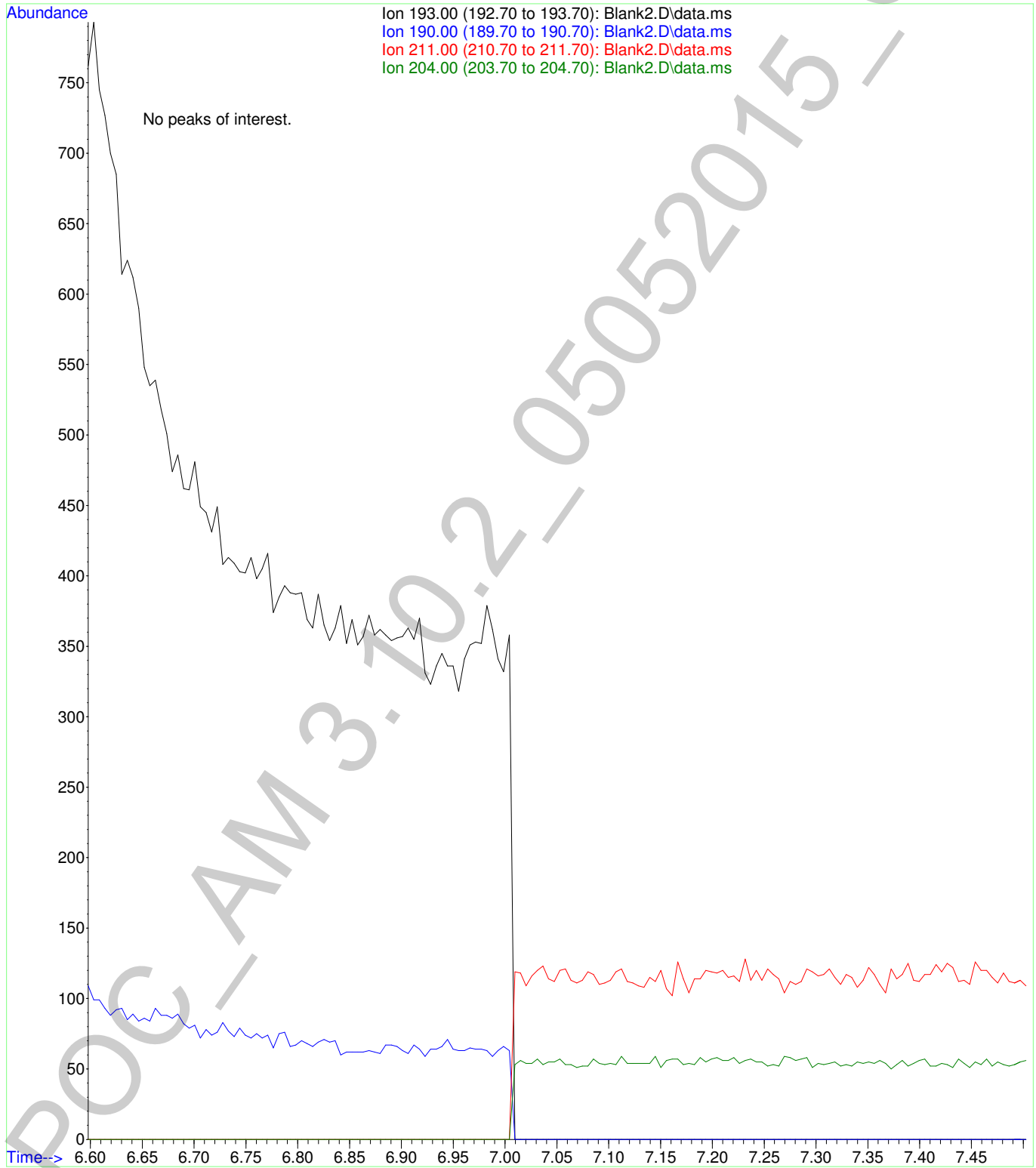
2

File :F:\Data\050515AM\Blank1.D  
Operator : Pocatello Laboratory  
Acquired : 5 May 2015 18:00 using AcqMethod A-M.M  
Instrument : Probie  
Sample Name: Pre-run Solvent Blank  
Misc Info : CHCl3  
Vial Number: 100



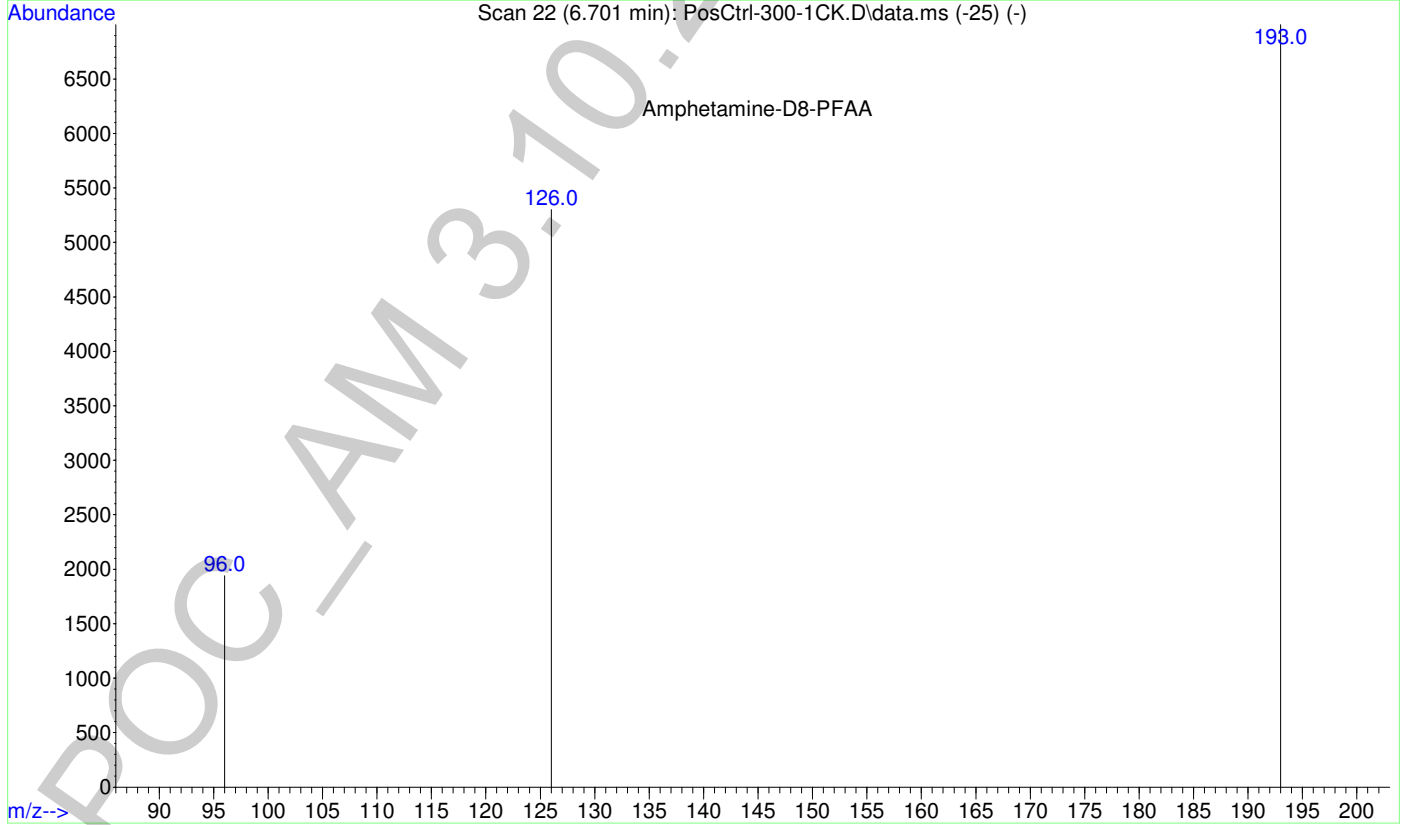
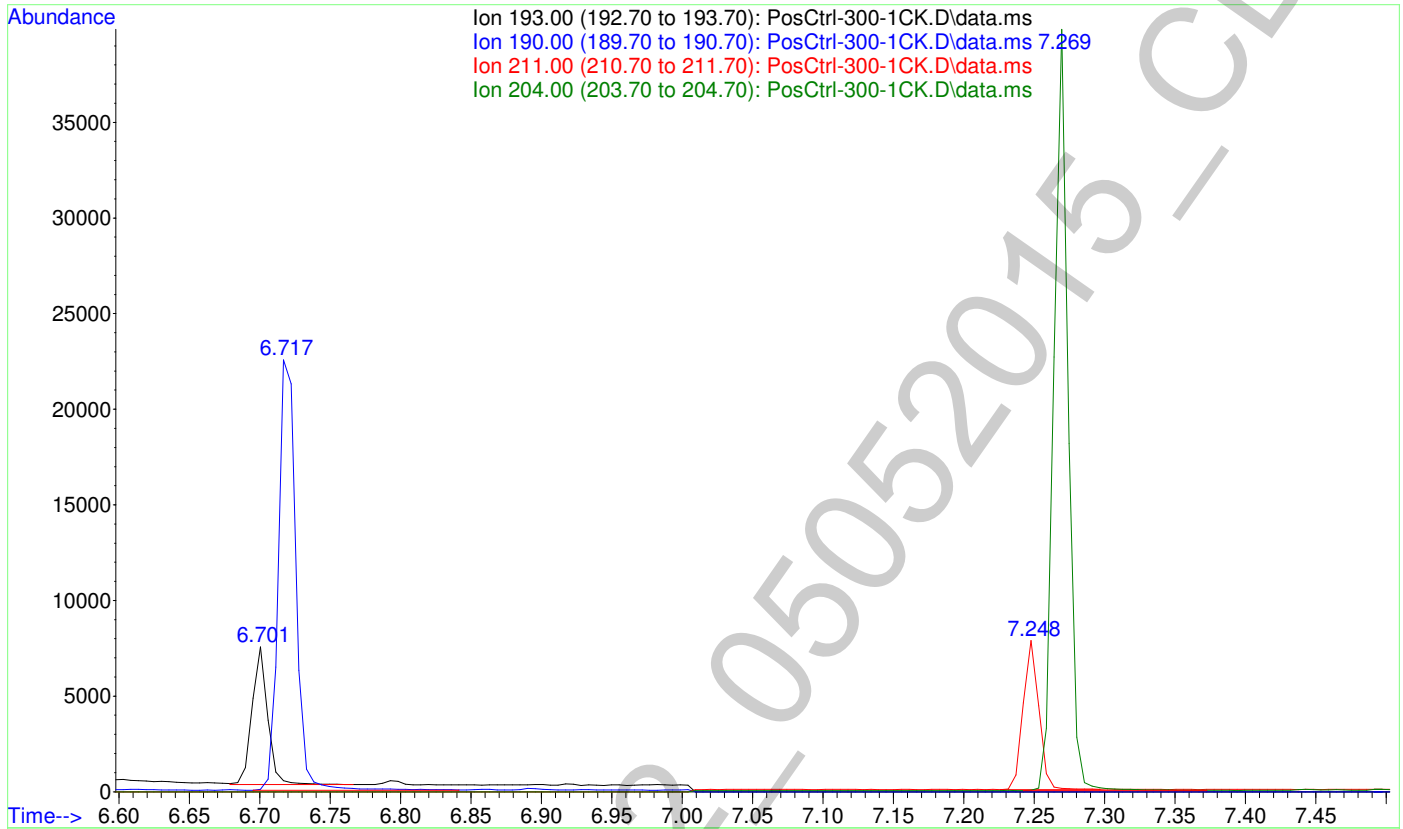
2

File :F:\Data\050515AM\Blank2.D  
Operator : Pocatello Laboratory  
Acquired : 5 May 2015 18:48 using AcqMethod A-M.M  
Instrument : Probie  
Sample Name: Pre-run Solvent Blank  
Misc Info : CHCl3  
Vial Number: 99



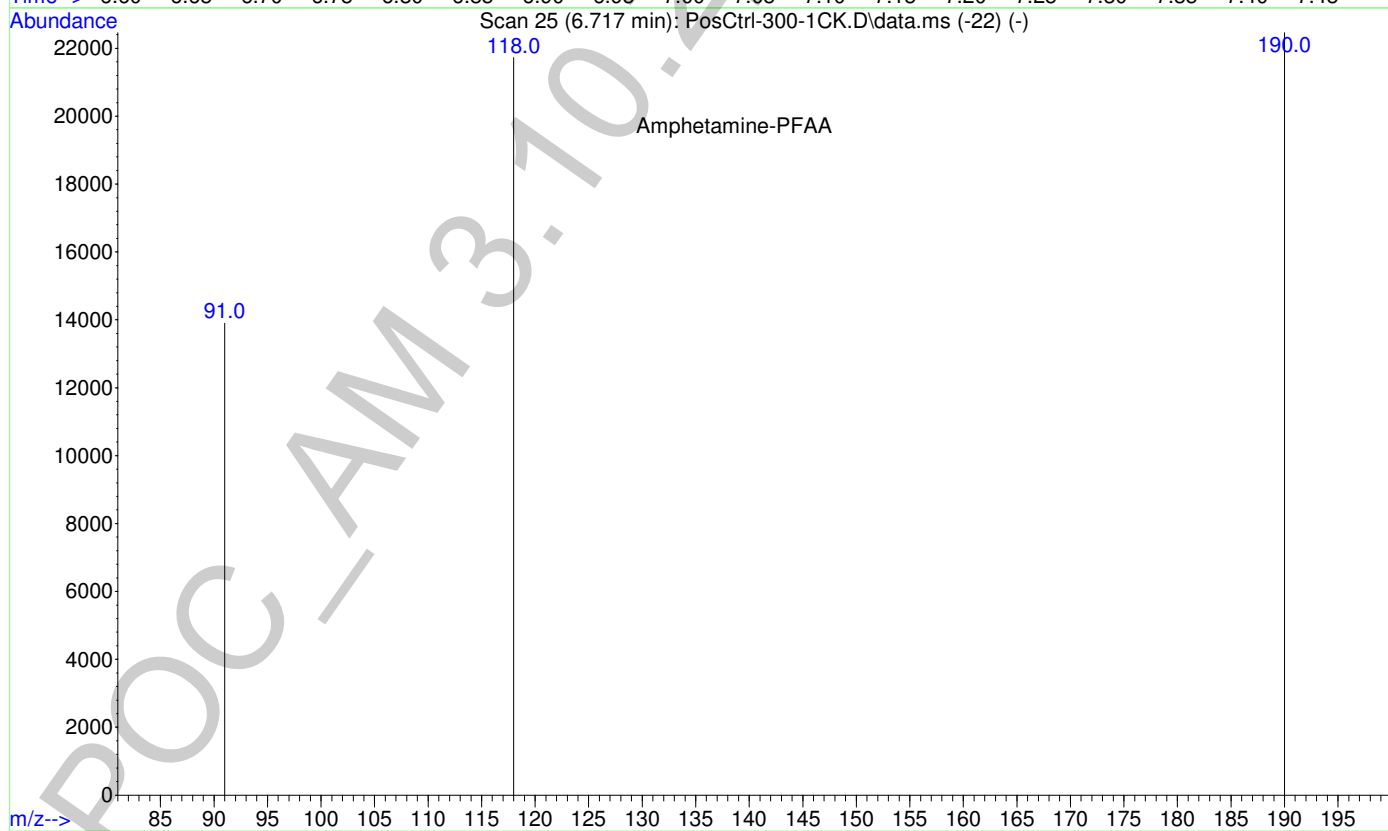
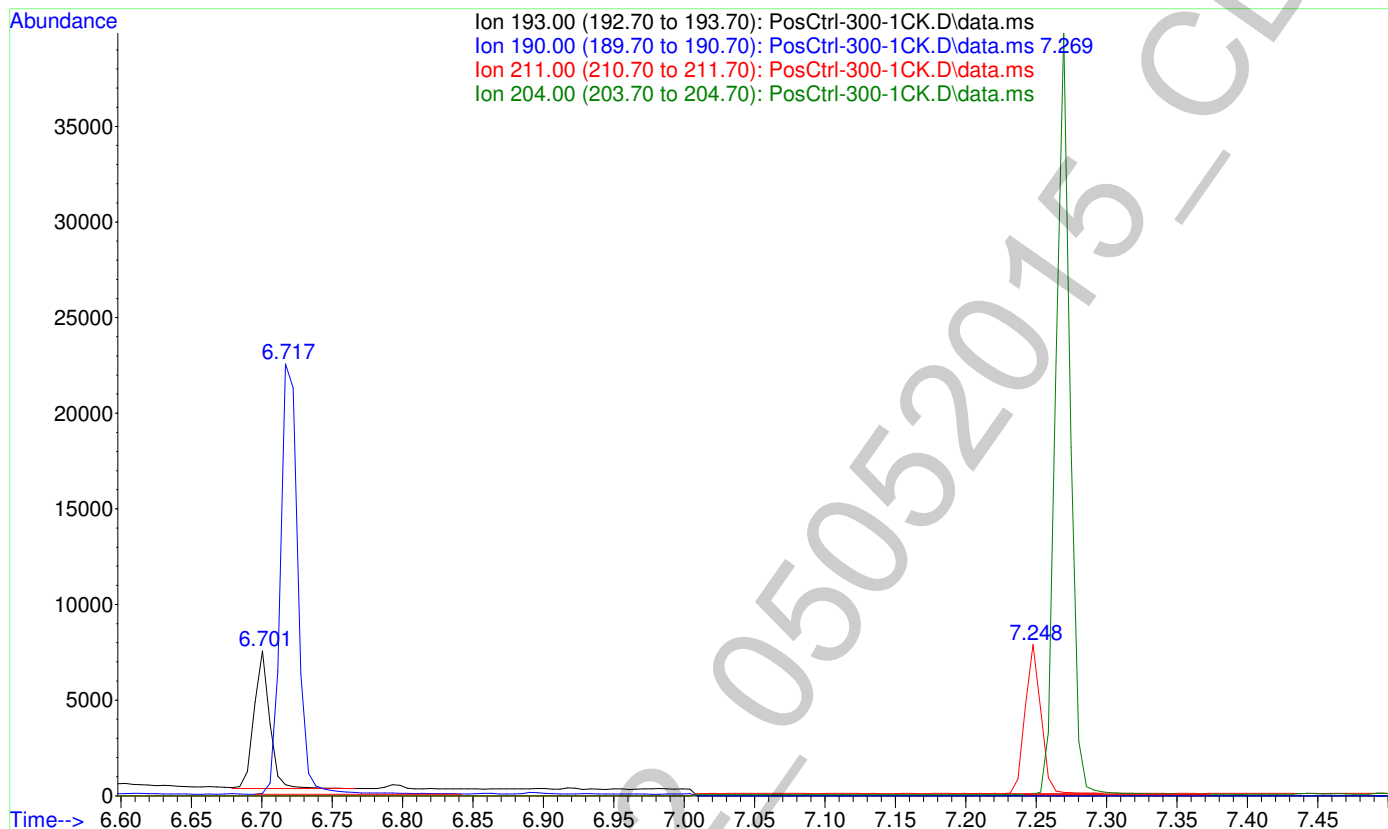
File :F:\Data\050515AM\PosCtrl-300-1CK.D  
Operator : Pocatello Laboratory  
Acquired : 5 May 2015 18:32 using AcqMethod A-M.M  
Instrument : Probie  
Sample Name: Positive Control - 300 ng  
Misc Info : Analytical Method 3.10.2  
Vial Number: 8

g



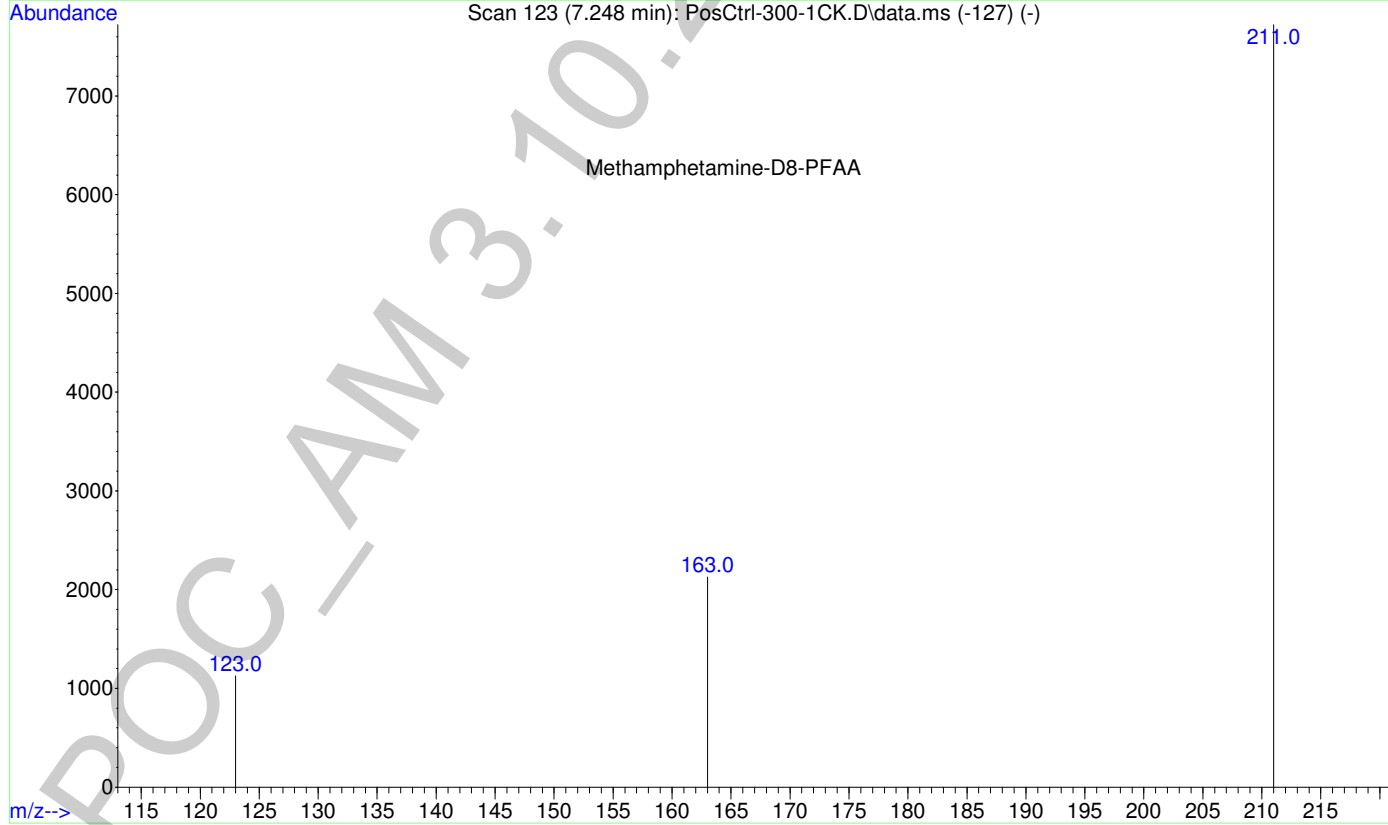
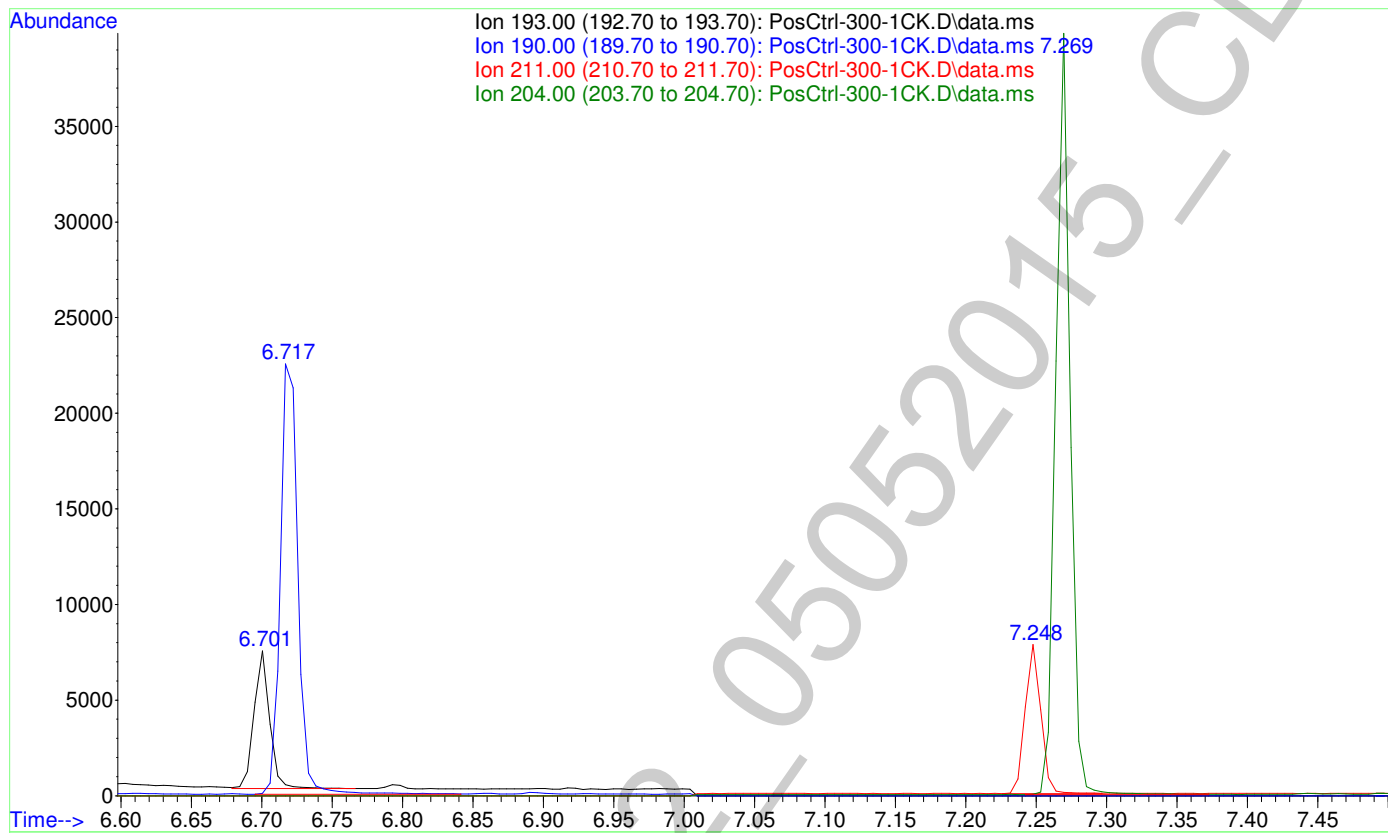
File :F:\Data\050515AM\PosCtrl-300-1CK.D  
Operator : Pocatello Laboratory  
Acquired : 5 May 2015 18:32 using AcqMethod A-M.M  
Instrument : Probie  
Sample Name: Positive Control - 300 ng  
Misc Info : Analytical Method 3.10.2  
Vial Number: 8

6



File :F:\Data\050515AM\PosCtrl-300-1CK.D  
Operator : Pocatello Laboratory  
Acquired : 5 May 2015 18:32 using AcqMethod A-M.M  
Instrument : Probie  
Sample Name: Positive Control - 300 ng  
Misc Info : Analytical Method 3.10.2  
Vial Number: 8

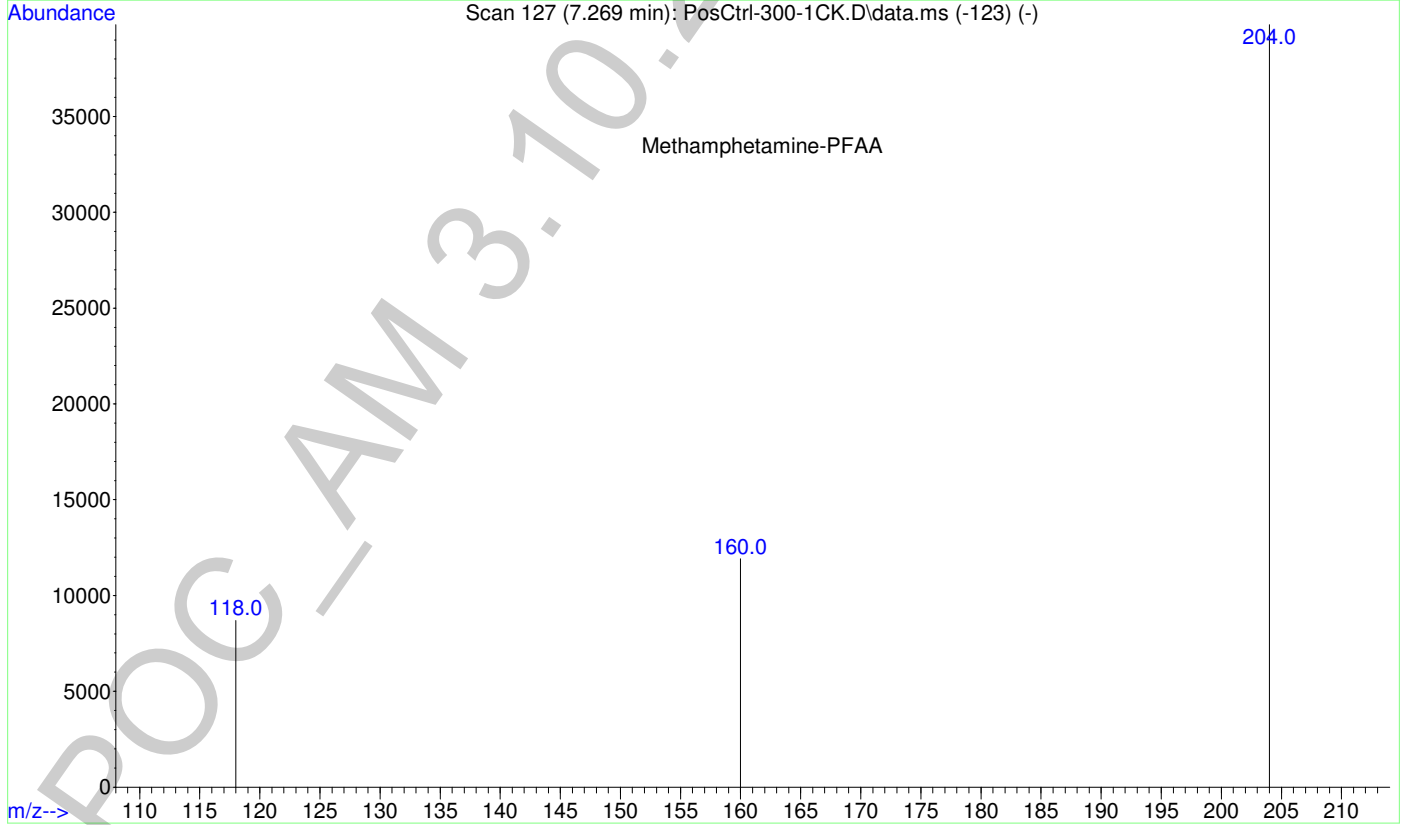
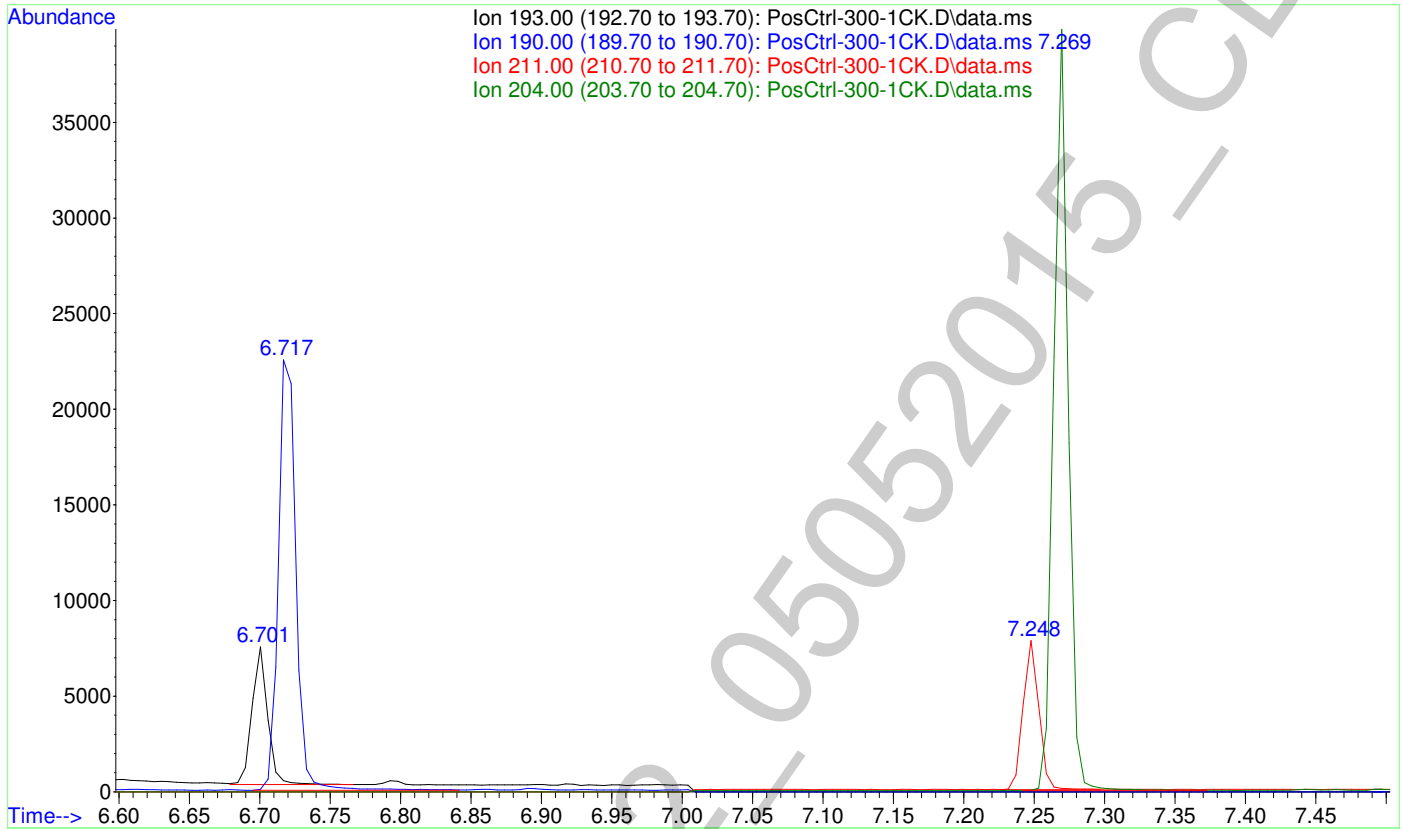
2





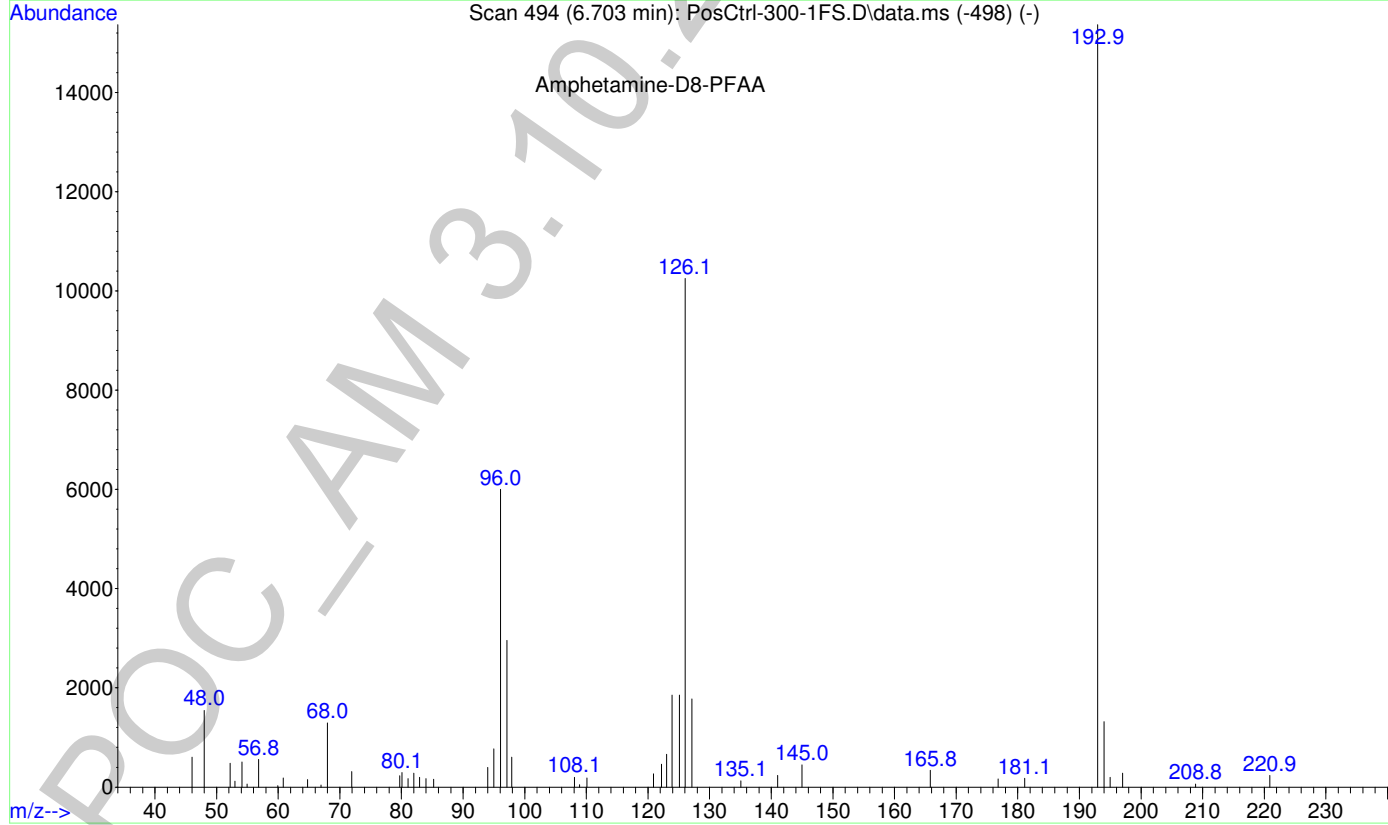
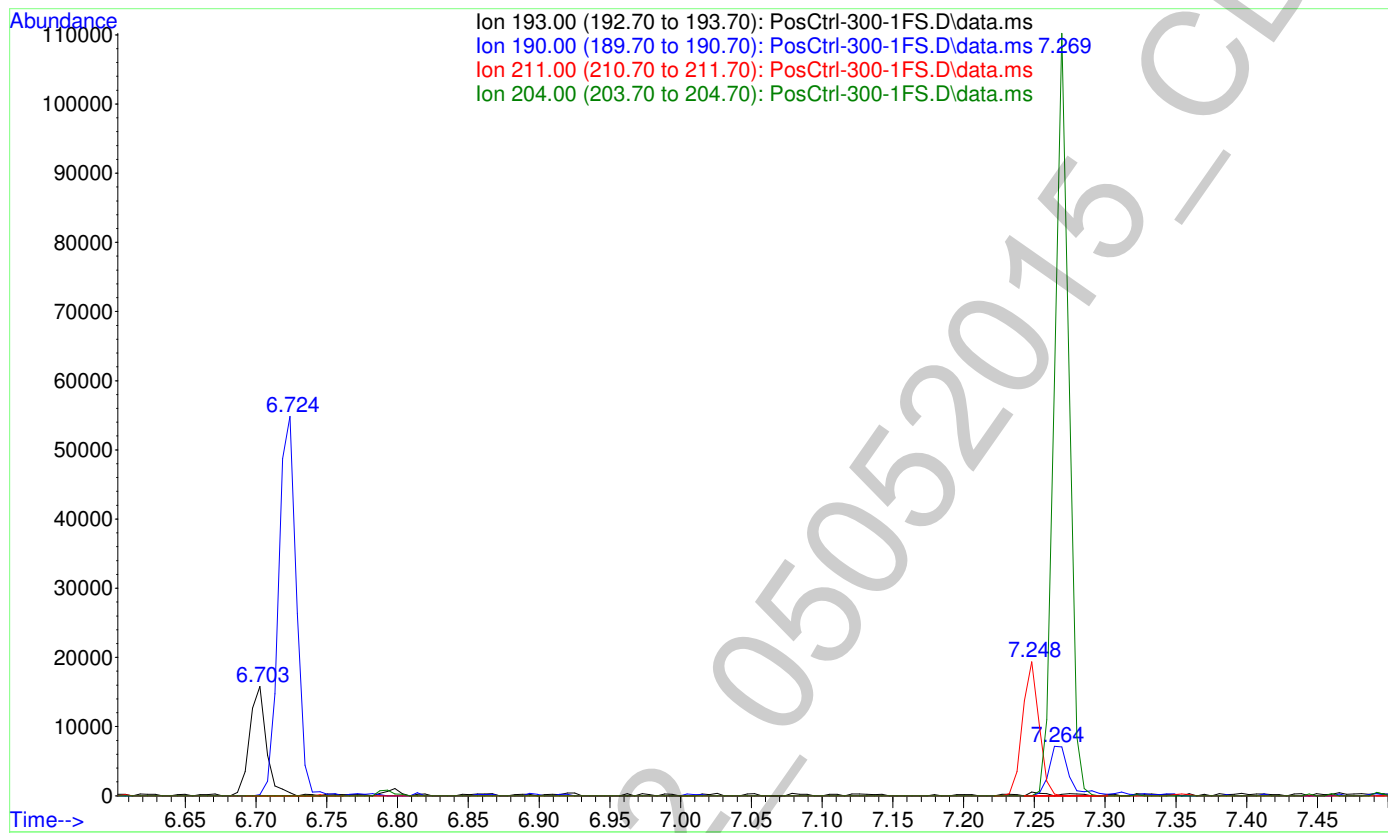
File :F:\Data\050515AM\PosCtrl-300-1CK.D  
Operator : Pocatello Laboratory  
Acquired : 5 May 2015 18:32 using AcqMethod A-M.M  
Instrument : Probie  
Sample Name: Positive Control - 300 ng  
Misc Info : Analytical Method 3.10.2  
Vial Number: 8

2



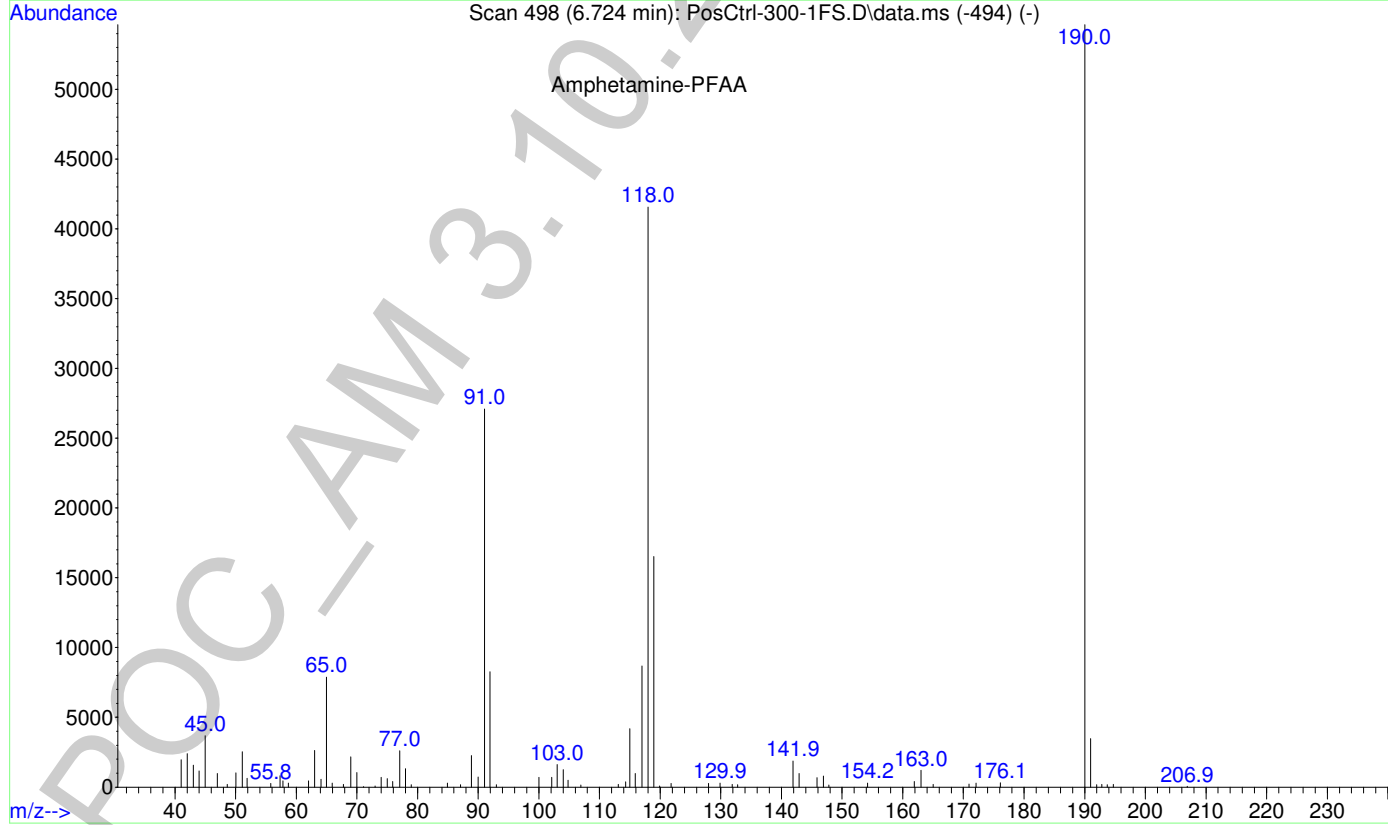
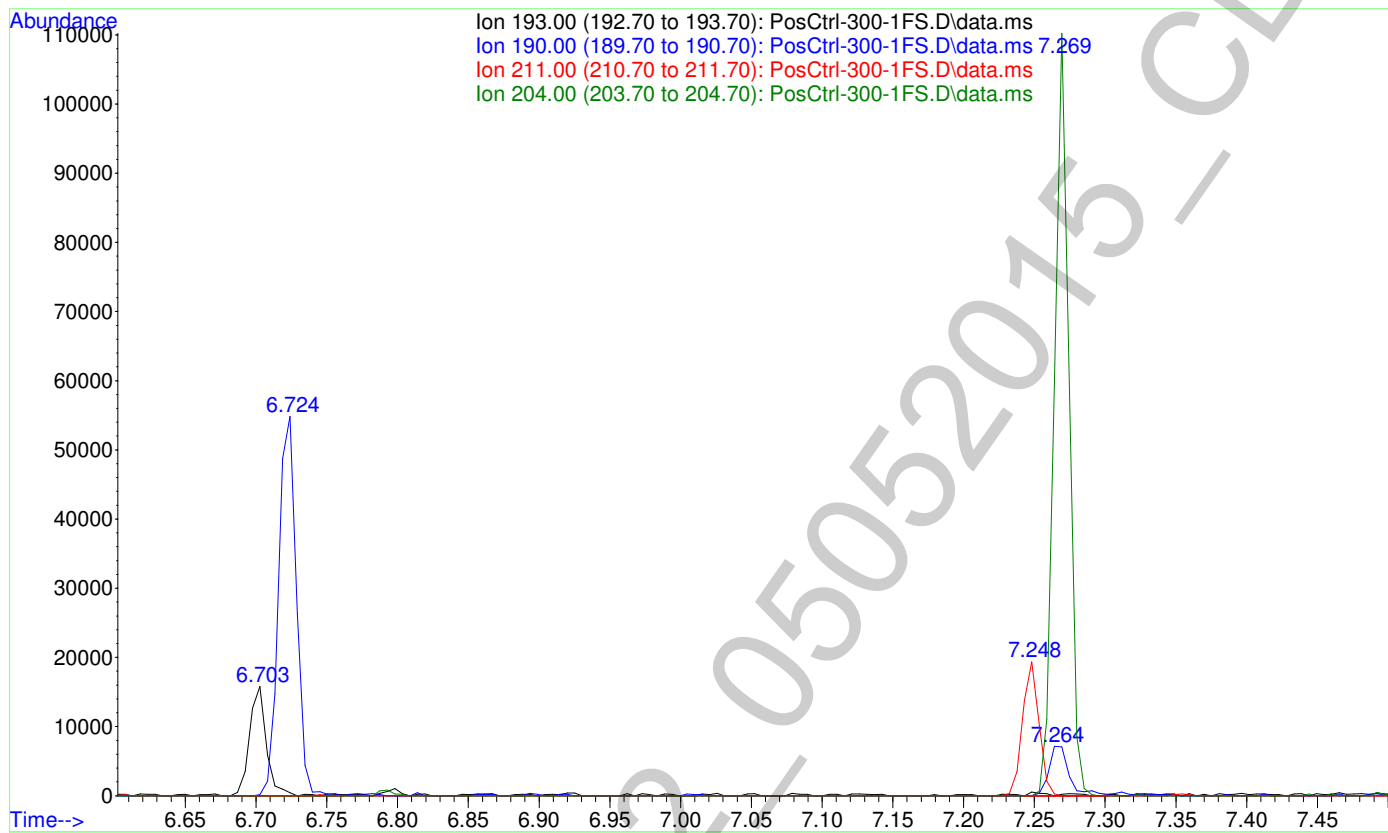
2

File :F:\Data\050515AM\PosCtrl-300-1FS.D  
Operator : Pocatello Laboratory  
Acquired : 5 May 2015 18:16 using AcqMethod A-M-FS.M  
Instrument : Probie  
Sample Name: Positive Control - 300 ng  
Misc Info : Analytical Method 3.10.2  
Vial Number: 8



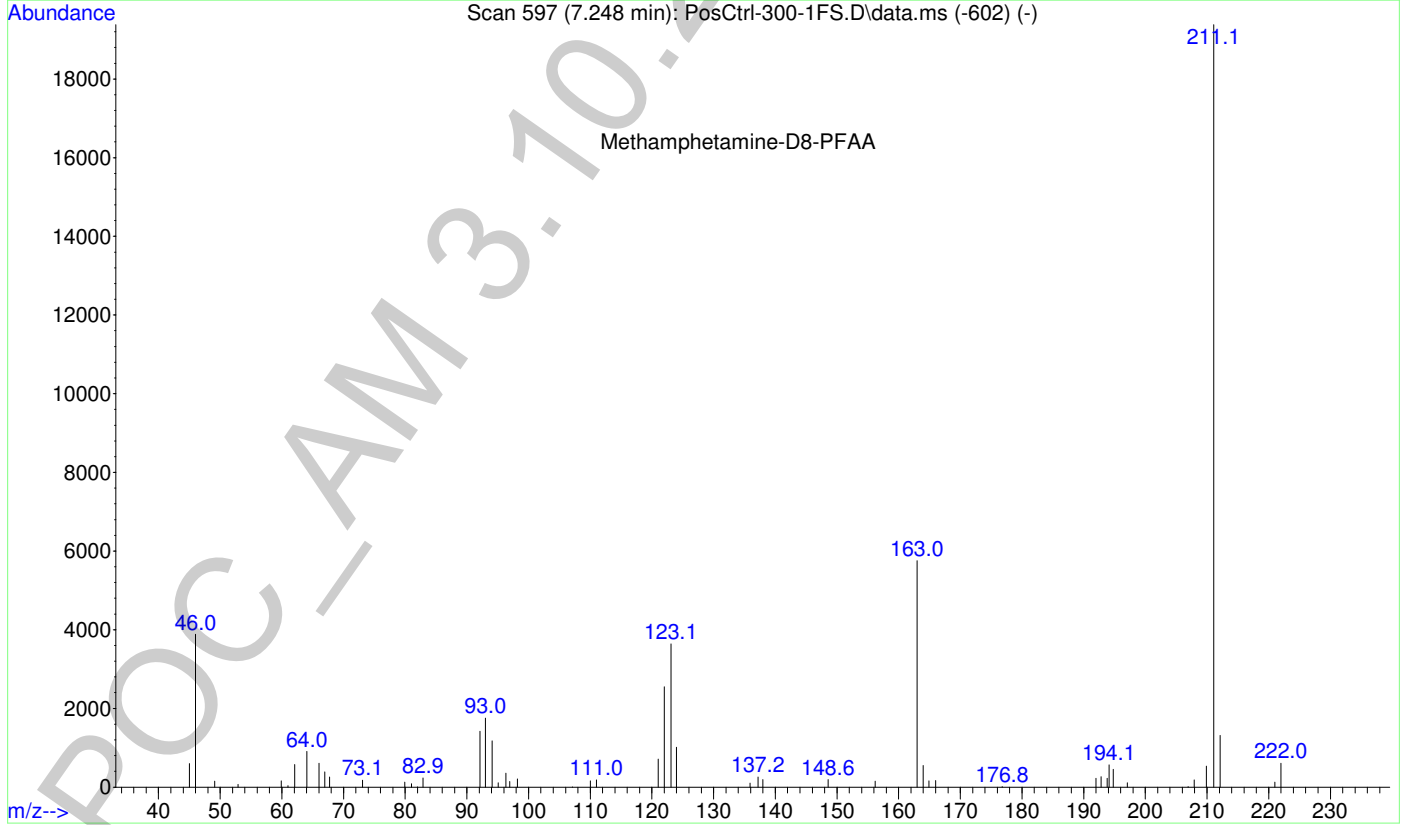
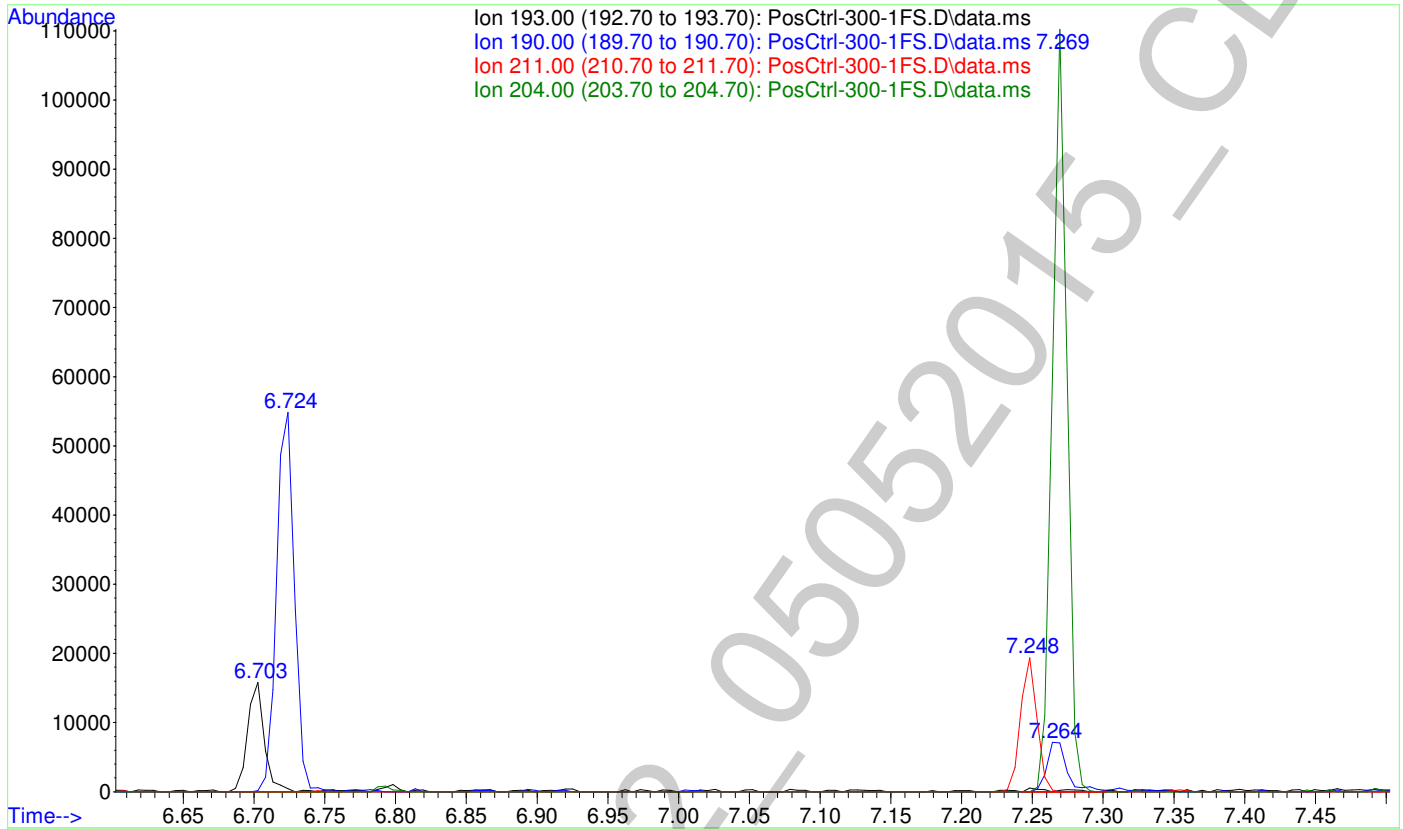
2

File : F:\Data\050515AM\PosCtrl-300-1FS.D  
Operator : Pocatello Laboratory  
Acquired : 5 May 2015 18:16 using AcqMethod A-M-FS.M  
Instrument : Probie  
Sample Name: Positive Control - 300 ng  
Misc Info : Analytical Method 3.10.2  
Vial Number: 8



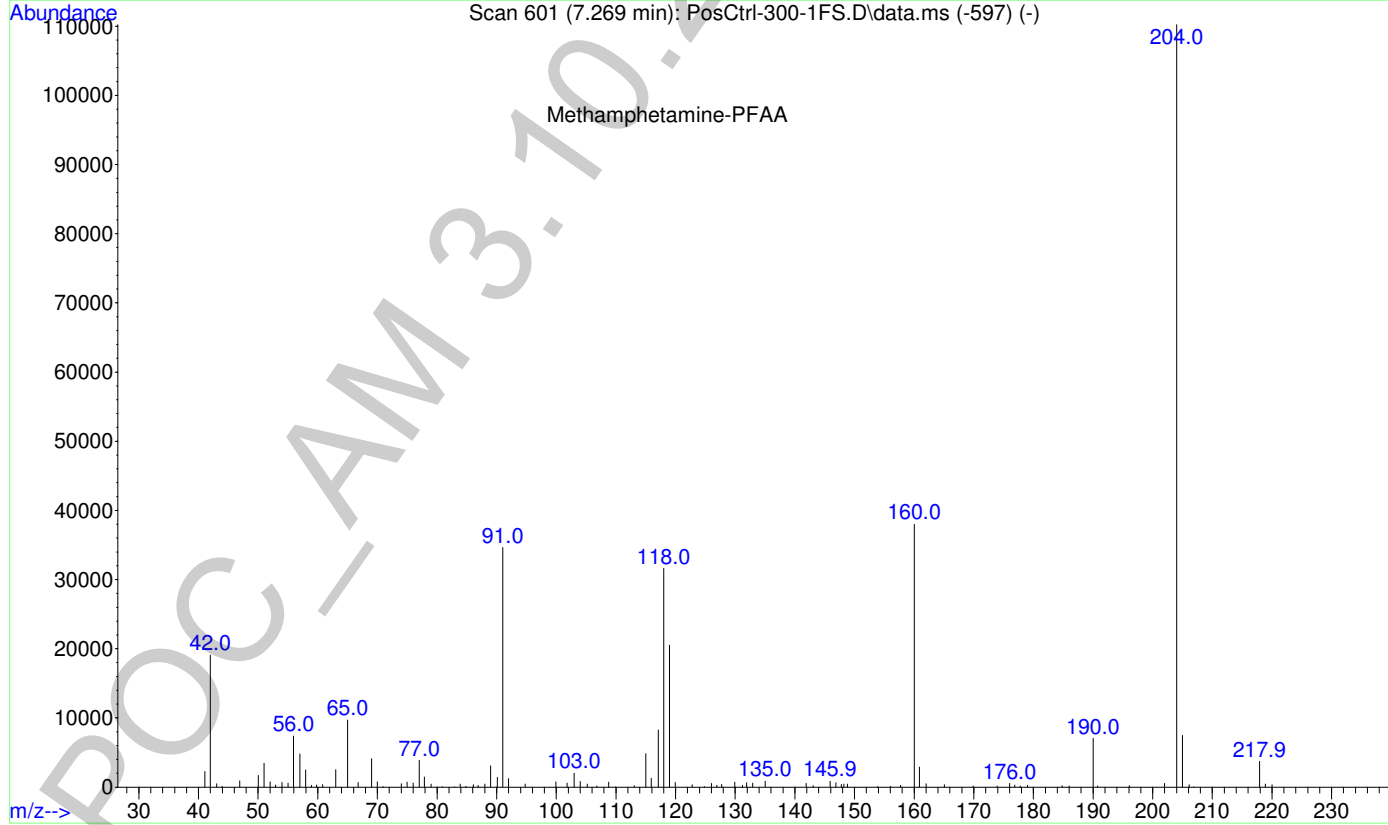
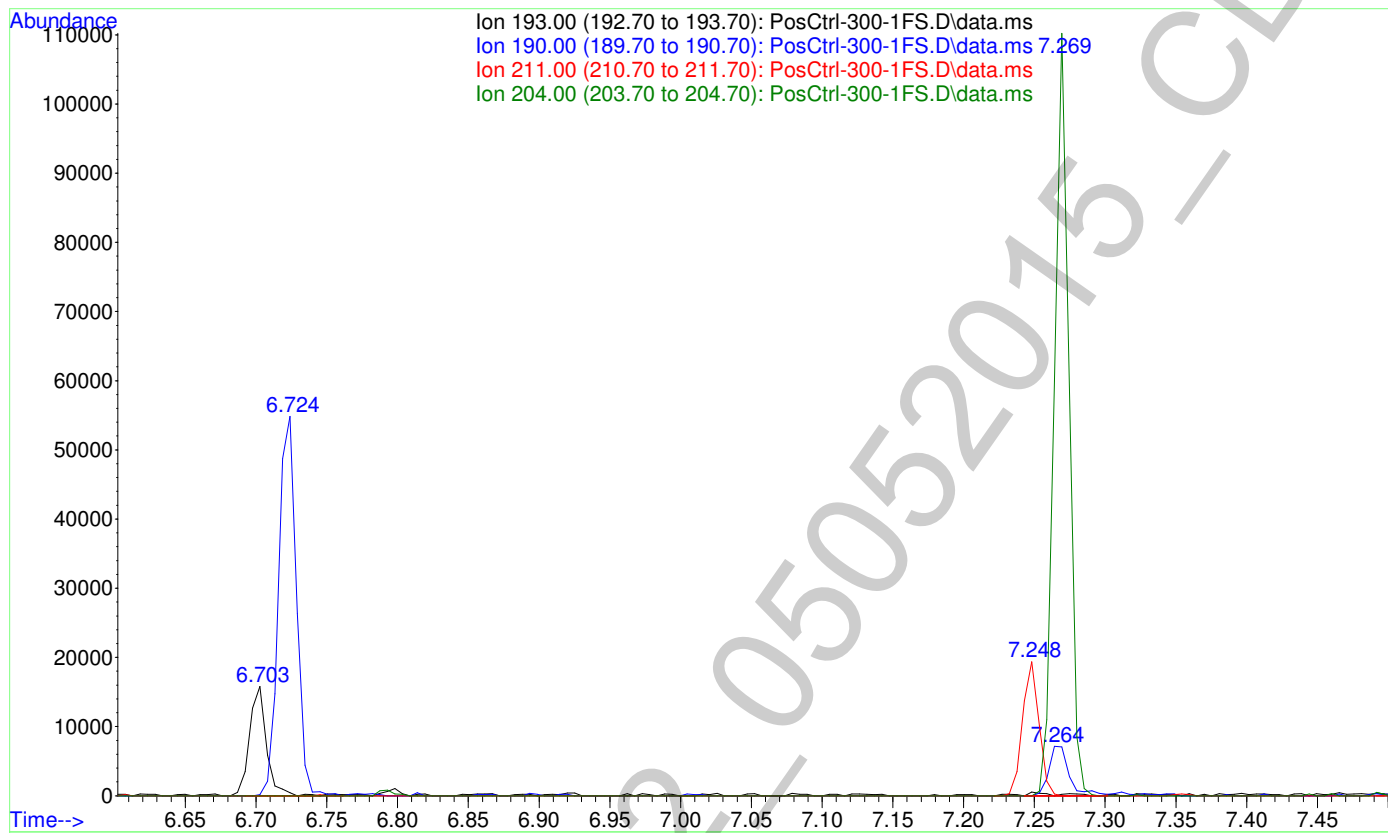
File : F:\Data\050515AM\PosCtrl-300-1FS.D  
Operator : Pocatello Laboratory  
Acquired : 5 May 2015 18:16 using AcqMethod A-M-FS.M  
Instrument : Probie  
Sample Name: Positive Control - 300 ng  
Misc Info : Analytical Method 3.10.2  
Vial Number: 8

2



File :F:\Data\050515AM\PosCtrl-300-1FS.D  
Operator : Pocatello Laboratory  
Acquired : 5 May 2015 18:16 using AcqMethod A-M-FS.M  
Instrument : Probie  
Sample Name: Positive Control - 300 ng  
Misc Info : Analytical Method 3.10.2  
Vial Number: 8

2



g

Calibration data of Amphetamine-D8-PFAA

LvLID	Amount (ratio)	Response (ratio)	Data File
3	100.0000	7826.000000	F:\Data\050515AM\LV3CAL.D
1	100.0000	3920.000000	F:\Data\050515AM\LV1CAL.D
2	100.0000	8350.000000	F:\Data\050515AM\LV2CAL.D
4	100.0000	4287.000000	F:\Data\050515AM\LV4CAL.D
5	100.0000	4393.000000	F:\Data\050515AM\LV5CAL.D

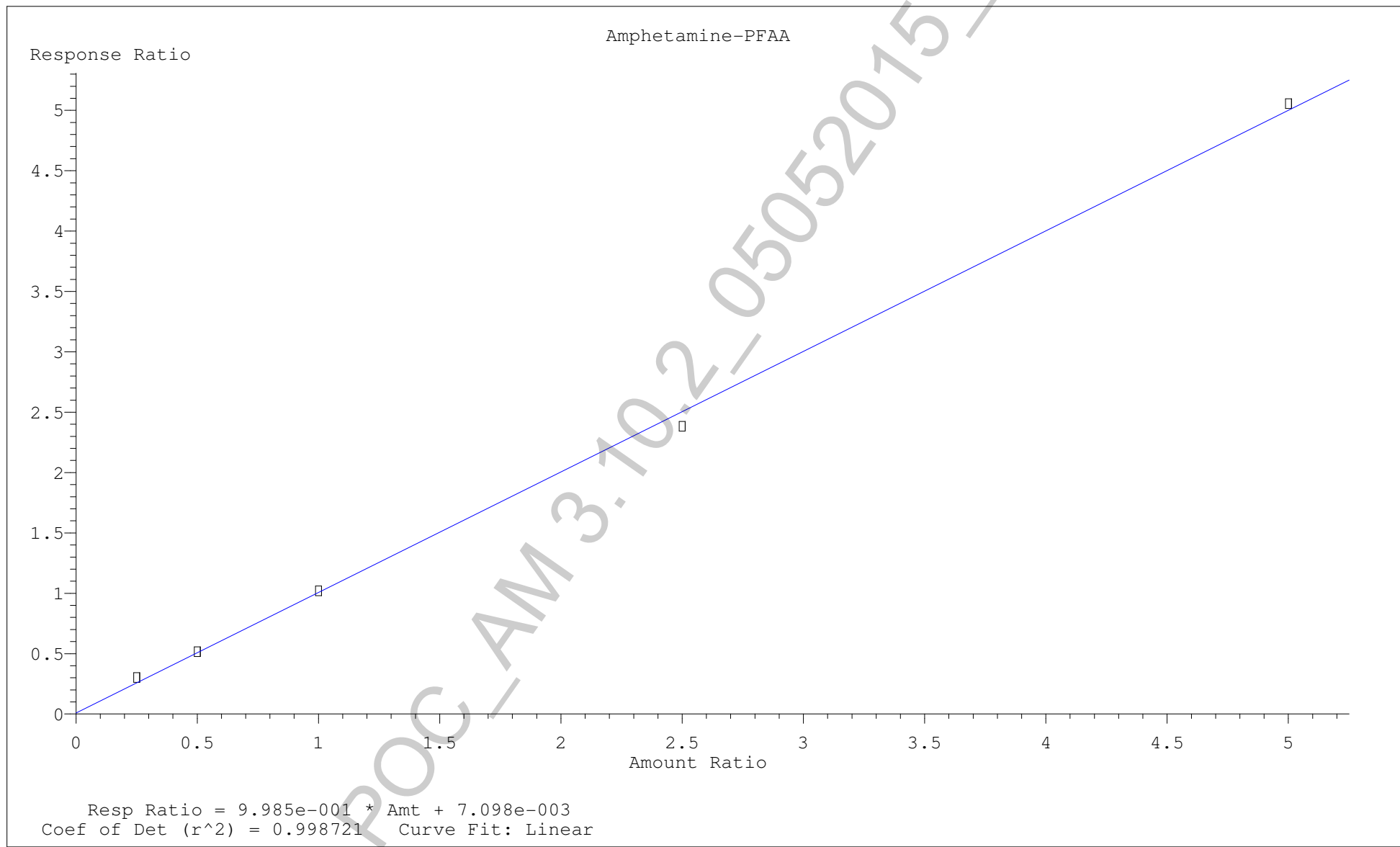
Internal Standard

POC\_AM 3.10.2\_05052015\_CDS

2

Calibration data of Amphetamine-PFAA

LvLID	Amount (ratio)	Response (ratio)	bias (%)	Data File
3	1.0000	1.018528	1.28	F:\Data\050515AM\LV3CAL.D
1	0.2500	0.300765	17.15	F:\Data\050515AM\LV1CAL.D
2	0.5000	0.515449	1.79	F:\Data\050515AM\LV2CAL.D
4	2.5000	2.382785	-4.82	F:\Data\050515AM\LV4CAL.D
5	5.0000	5.054405	1.09	F:\Data\050515AM\LV5CAL.D



2

Calibration data of Methamphetamine-D8-PFAA

LvLID	Amount (ratio)	Response (ratio)	Data File
3	100.0000	10017.000000	F:\Data\050515AM\LV3CAL.D
1	100.0000	5503.000000	F:\Data\050515AM\LV1CAL.D
2	100.0000	11419.000000	F:\Data\050515AM\LV2CAL.D
4	100.0000	5178.000000	F:\Data\050515AM\LV4CAL.D
5	100.0000	5053.000000	F:\Data\050515AM\LV5CAL.D

Internal Standard

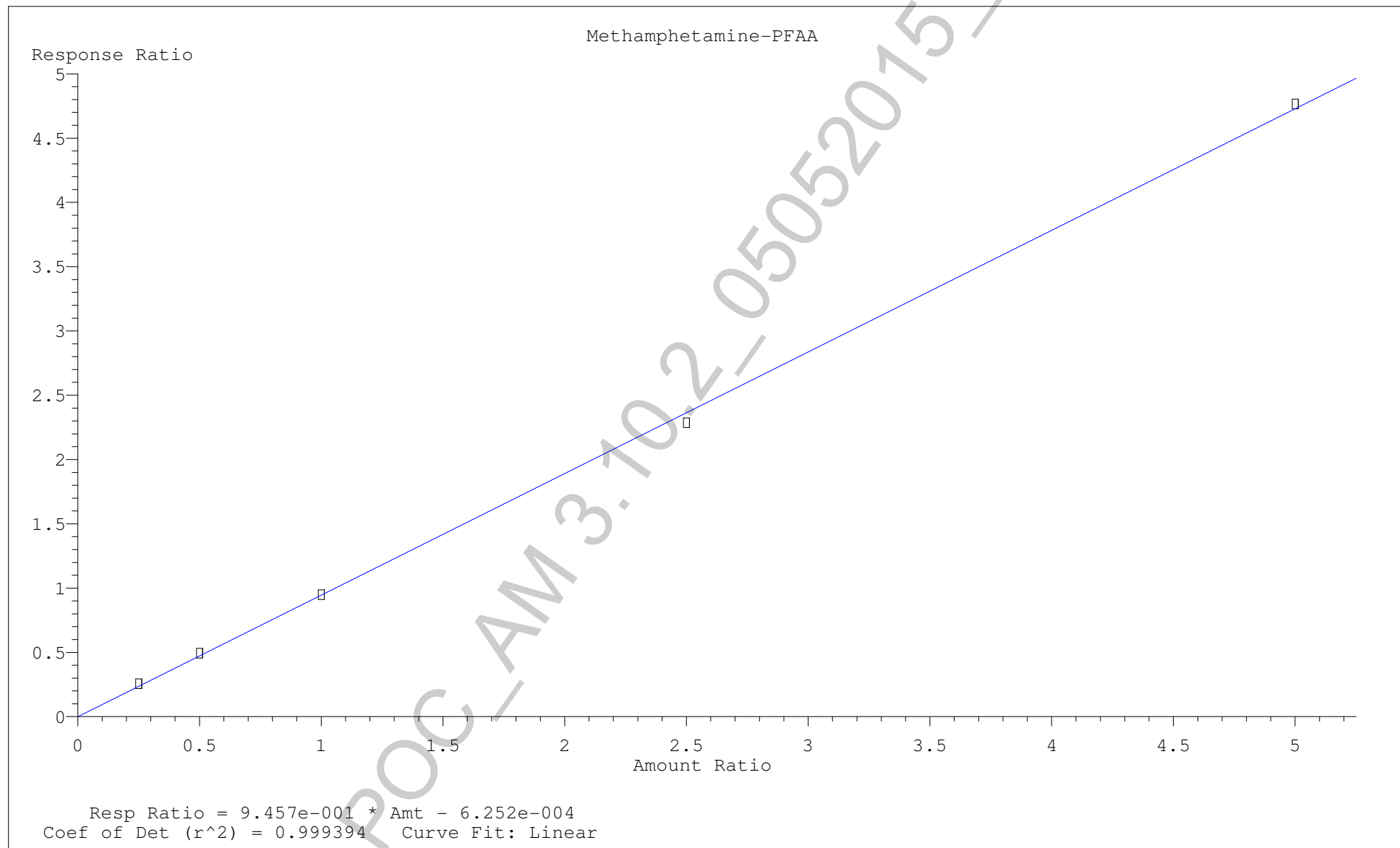
POC\_AM 3.10.2\_05052015\_CDS



2

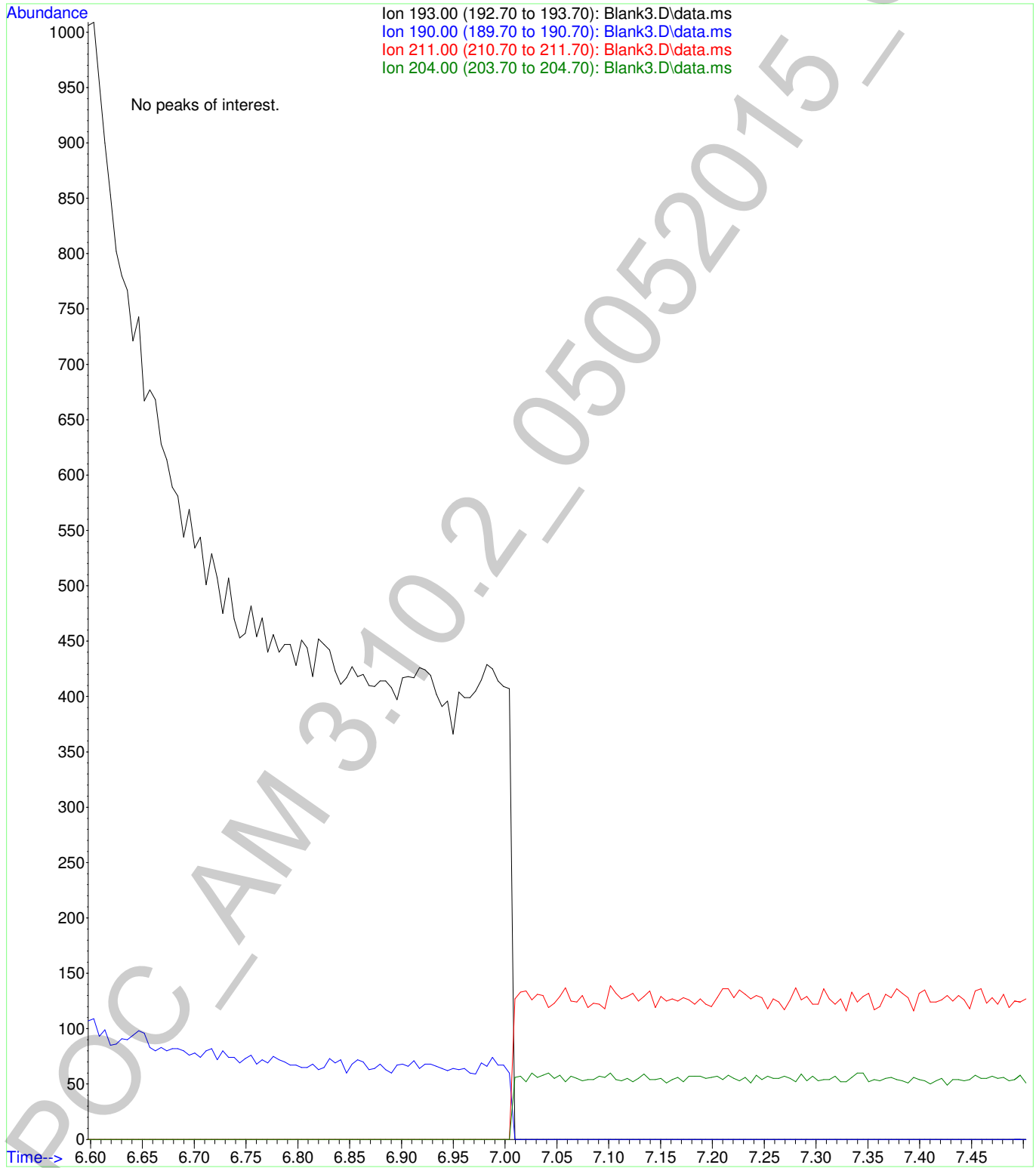
Calibration data of Methamphetamine-PFAA

LvLID	Amount (ratio)	Response (ratio)	bias (%)	Data File
3	1.0000	0.948188	0.33	F:\Data\050515AM\LV3CAL.D
1	0.2500	0.254770	8.04	F:\Data\050515AM\LV1CAL.D
2	0.5000	0.493476	4.50	F:\Data\050515AM\LV2CAL.D
4	2.5000	2.284473	-3.35	F:\Data\050515AM\LV4CAL.D
5	5.0000	4.763903	0.76	F:\Data\050515AM\LV5CAL.D



2

File :F:\Data\050515AM\Blank3.D  
Operator : Pocatello Laboratory  
Acquired : 5 May 2015 20:40 using AcqMethod A-M.M  
Instrument : Probie  
Sample Name: Post-Calibrator Blank  
Misc Info : CHCl3  
Vial Number: 98



2

Data Path : F:\Data\050515AM\  
 Data File : NegCtrl.D  
 Acq On : 5 May 2015 19:04  
 Operator : Pocatello Laboratory  
 Sample : Negative Control - UTAK Lot ~~B0130~~ B0689  
 Misc : Analytical Method 3.10.2  
 ALS Vial : 1 Sample Multiplier: 1

Quant Time: May 06 11:57:00 2015  
 Quant Method : F:\Methods\A-M.M  
 Quant Title : Amphetamine & Methamphetamine  
 QLast Update : Wed May 06 11:55:39 2015  
 Response via : Initial Calibration


Compound	R.T.	QIon	Response	Conc	Units	Dev(Min)
Internal Standards						
1) Amphetamine-D8-PFAA	6.701	193	2687	100.00	ng/mL	0.00
3) Methamphetamine-D8-PFAA	7.248	211	4013	100.00	ng/mL	0.00
Target Compounds						
2) Amphetamine-PFAA	0.000		0	N.D.		Qvalue
4) Methamphetamine-PFAA	0.000		0	N.D.		

(#) = qualifier out of range (m) = manual integration (+) = signals summed

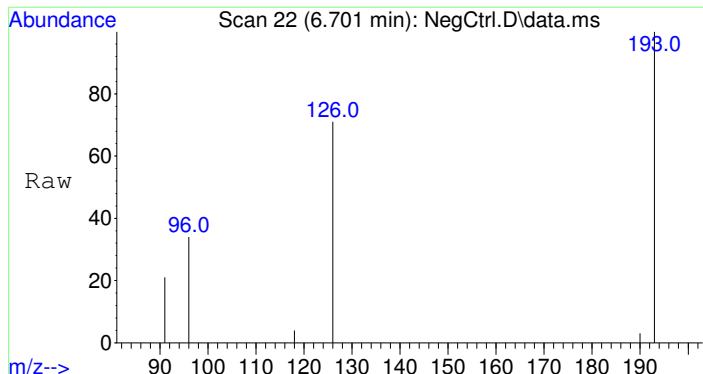
6

Data Path : F:\Data\050515AM\  
Data File : NegCtrl.D  
Acq On : 5 May 2015 19:04  
Operator : Pocatello Laboratory  
Sample : Negative Control - UTAK Lot ~~B0130~~ B0689  
Misc : Analytical Method 3.10.2  
ALS Vial : 1 Sample Multiplier: 1

Quant Time: May 06 11:57:00 2015  
Quant Method : F:\Methods\A-M.M  
Quant Title : Amphetamine & Methamphetamine  
QLast Update : Wed May 06 11:55:39 2015  
Response via : Initial Calibration

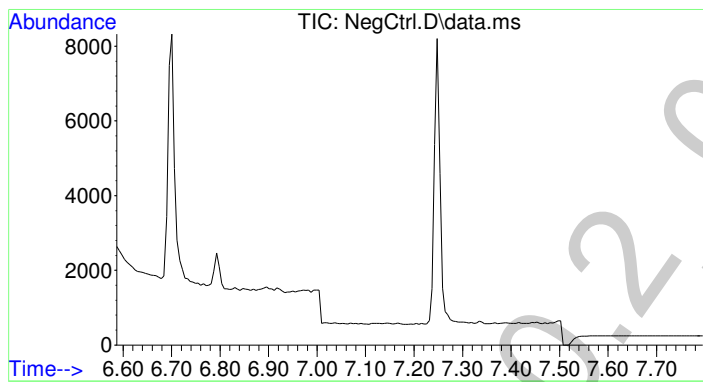
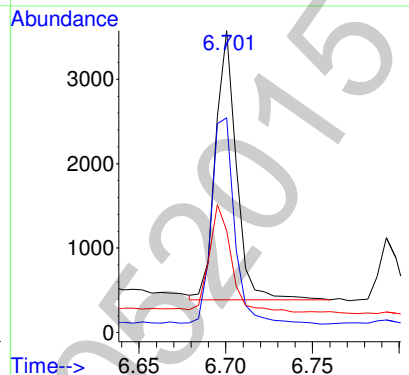
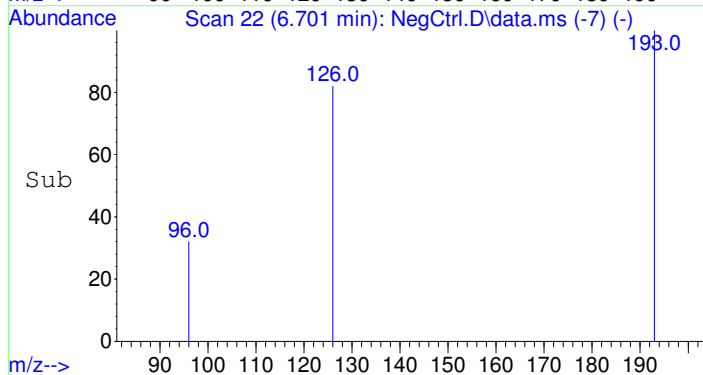


2



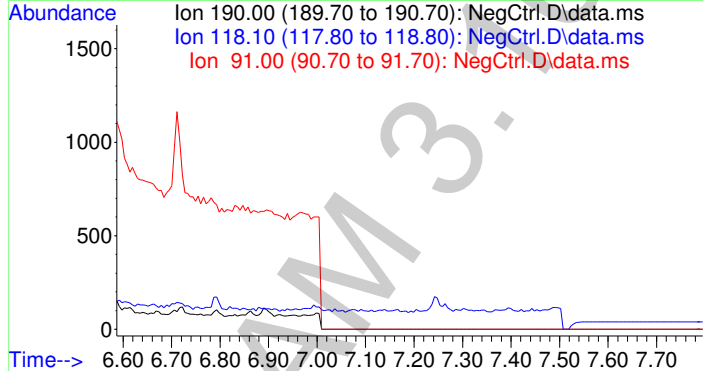
#1  
 Amphetamine-D8-PFAA  
 Concen: 100.00 ng/mL  
 RT: 6.701 min Scan# 22  
 Delta R.T. -0.000 min  
 Lab File: NegCtrl.D  
 Acq: 5 May 2015 19:04

Tgt Ion	Ion	Resp	Lower	Upper
193	100	2687		
126	85.5	68.9	103.3	
96	42.3	34.9	52.3	

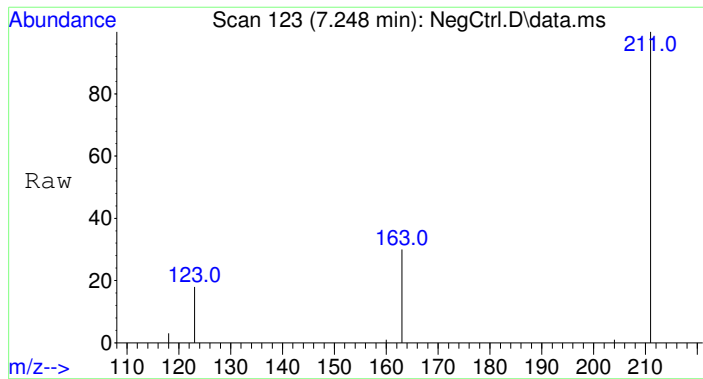


#2  
 Amphetamine-PFAA  
 Concen: N.D.  
 Expected RT: 6.72 min  
 Lab File: NegCtrl.D  
 Acq: 5 May 2015 19:04

Tgt Ion	Sig	Exp Ratio
190	100	
118	85.6	
91	65.8	

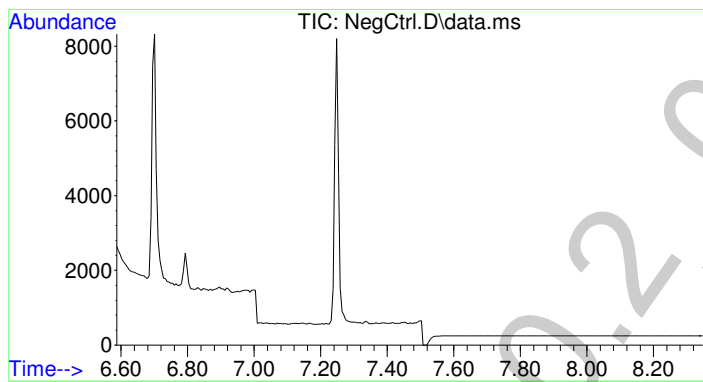
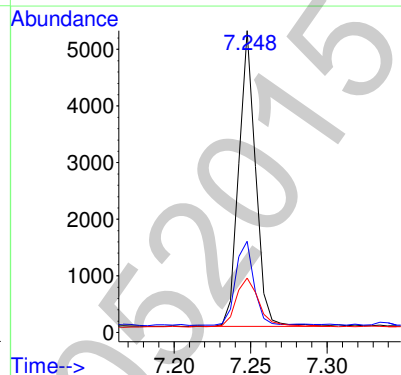
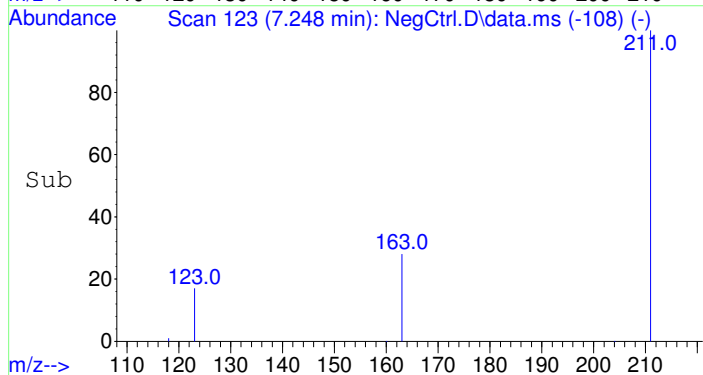


g



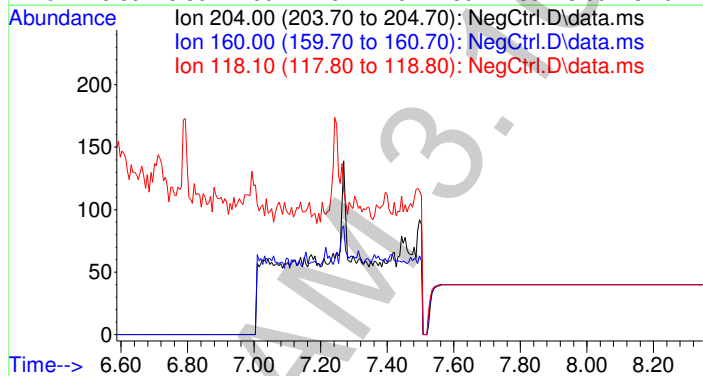
#3  
 Methamphetamine-D8-PFAA  
 Concen: 100.00 ng/mL  
 RT: 7.248 min Scan# 123  
 Delta R.T. -0.000 min  
 Lab File: NegCtrl.D  
 Acq: 5 May 2015 19:04

Tgt Ion	Resp	Lower	Upper
211	100		
163	30.4	24.1	36.1
123	22.9	17.4	26.2



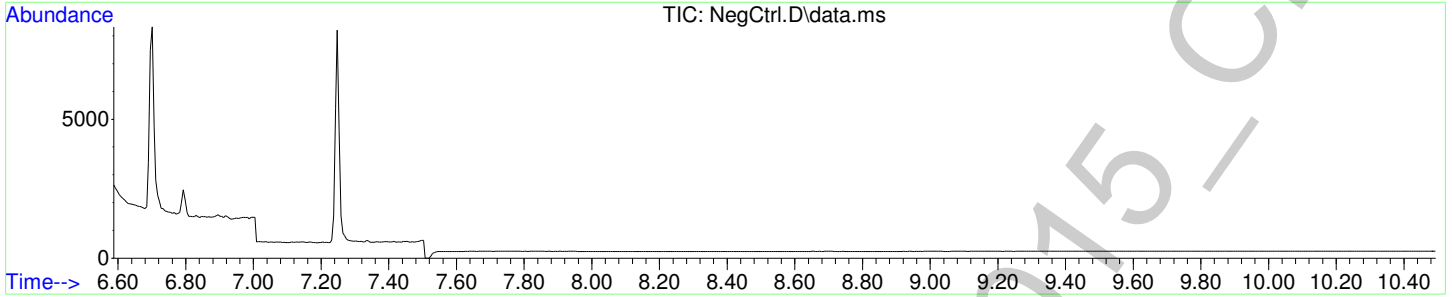
#4  
 Methamphetamine-PFAA  
 Concen: N.D.  
 Expected RT: 7.27 min  
 Lab File: NegCtrl.D  
 Acq: 5 May 2015 19:04

Tgt Ion	Exp Ratio
204	100
160	33.3
118	46.9



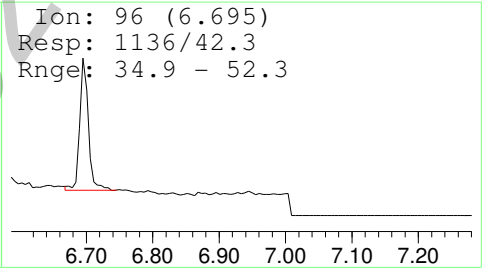
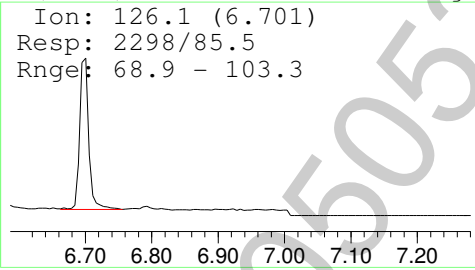
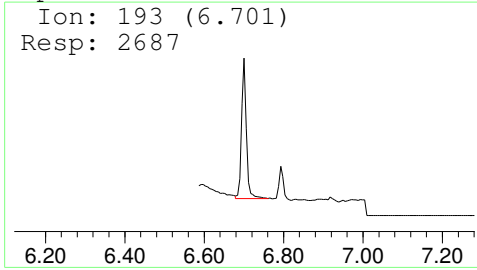
2

Data Path : F:\Data\050515AM\  
 Data File : NegCtrl.D  
 Acq On : 5 May 2015 19:04  
 Operator : Pocatello Laboratory  
 Sample : Negative Control - UTAK Lot ~~B0130~~ B0689  
 Misc : Analytical Method 3.10.2  
 ALS Vial : 1 Sample Multiplier: 1



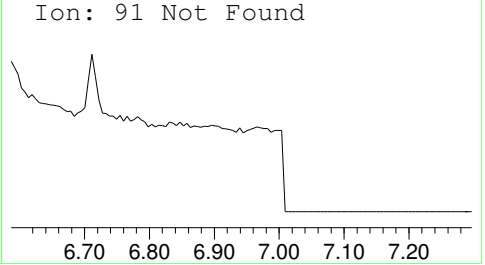
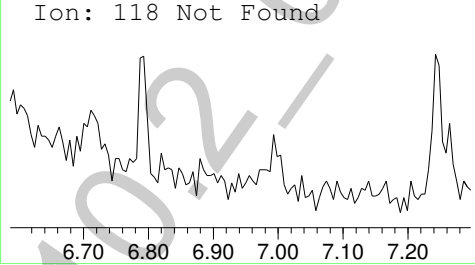
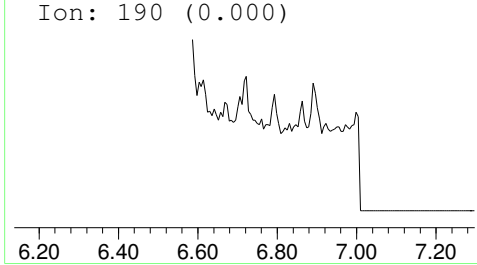
Amphetamine-D8-PFAA

(ISTD) Amount: 100.00 ng/mL



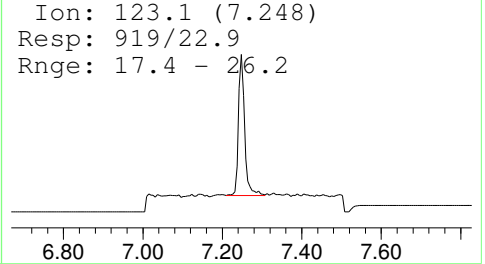
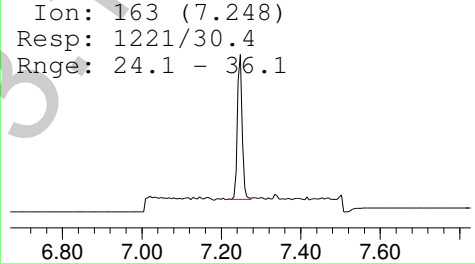
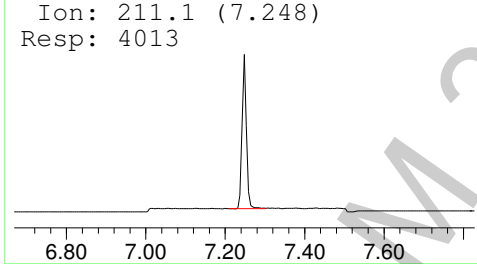
Amphetamine-PFAA

Amount: Not Found



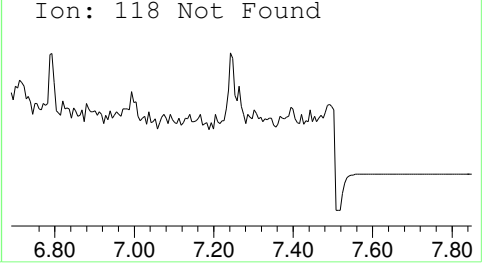
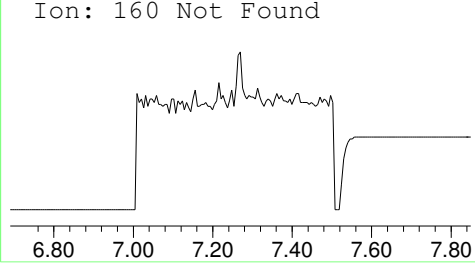
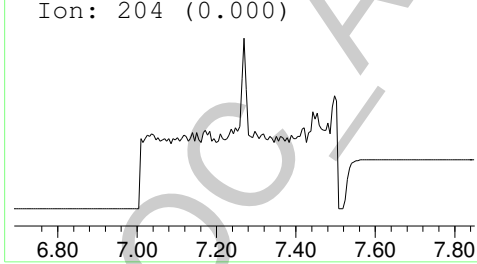
Methamphetamine-D8-PFAA

(ISTD) Amount: 100.00 ng/mL



Methamphetamine-PFAA

Amount: Not Found



2

Data Path : F:\Data\050515AM\  
 Data File : LV1CAL.D  
 Acq On : 5 May 2015 19:20  
 Operator : Pocatello Laboratory  
 Sample : Level 1 Calibrator: 25ng  
 Misc : Analytical Method 3.10.2  
 ALS Vial : 2 Sample Multiplier: 1

Quant Time: May 06 11:58:07 2015  
 Quant Method : F:\Methods\A-M.M  
 Quant Title : Amphetamine & Methamphetamine  
 QLast Update : Wed May 06 11:55:39 2015  
 Response via : Initial Calibration

Compound	R.T.	QIon	Response	Conc	Units	Dev(Min)
Internal Standards						
1) Amphetamine-D8-PFAA	6.700	193	3920	100.00	ng/mL	0.00
3) Methamphetamine-D8-PFAA	7.248	211	5503	100.00	ng/mL	0.00
Target Compounds						
2) Amphetamine-PFAA	6.722	190	1179	29.41	ng/mL#*	78
4) Methamphetamine-PFAA	7.269	204	1402	27.01	ng/mL	92

(#) = qualifier out of range (m) = manual integration (+) = signals summed


\*Unable to manually integrate amphetamine-PFAA. Use 50ng/mL as cutoff for target compounds for this run.



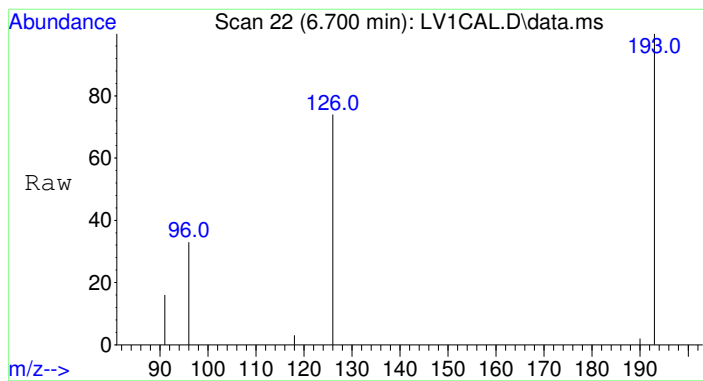
6

Data Path : F:\Data\050515AM\  
Data File : LV1CAL.D  
Acq On : 5 May 2015 19:20  
Operator : Pocatello Laboratory  
Sample : Level 1 Calibrator: 25ng  
Misc : Analytical Method 3.10.2  
ALS Vial : 2 Sample Multiplier: 1

Quant Time: May 06 11:58:07 2015  
Quant Method : F:\Methods\A-M.M  
Quant Title : Amphetamine & Methamphetamine  
QLast Update : Wed May 06 11:55:39 2015  
Response via : Initial Calibration

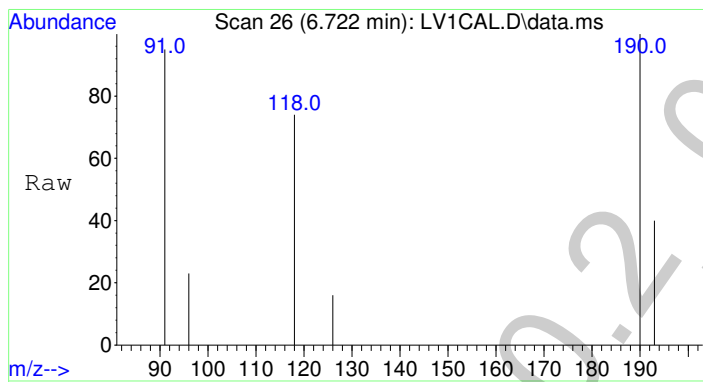
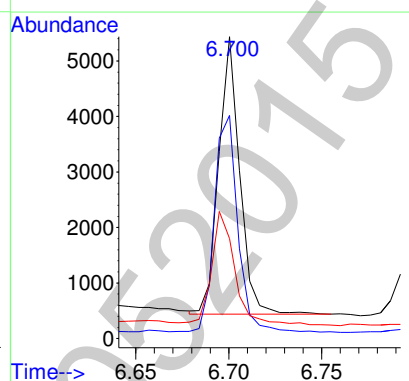
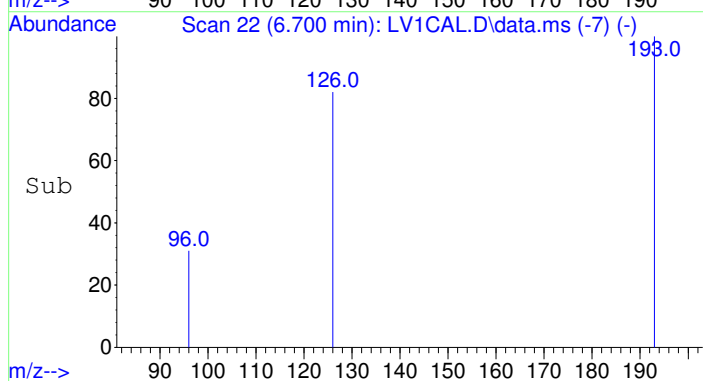


2



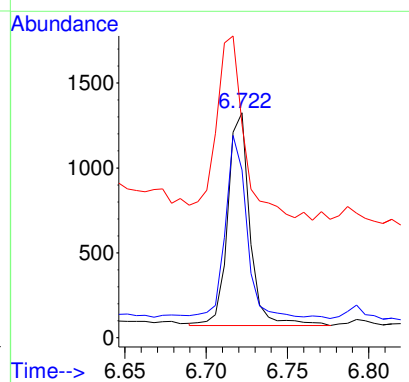
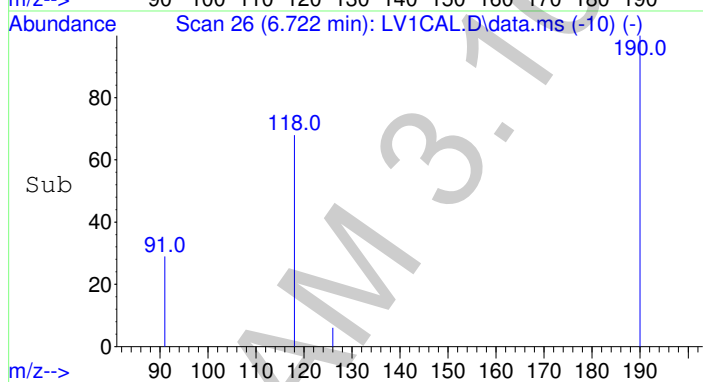
#1  
 Amphetamine-D8-PFAA  
 Concen: 100.00 ng/mL  
 RT: 6.700 min Scan# 22  
 Delta R.T. -0.001 min  
 Lab File: LV1CAL.D  
 Acq: 5 May 2015 19:20

Tgt Ion	Ratio	Resp	Lower	Upper
193	100	3920		
126	87.2	68.9	103.3	
96	46.6	34.9	52.3	

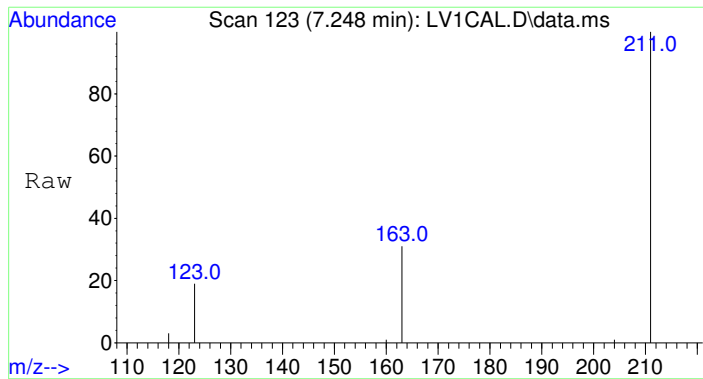


#2  
 Amphetamine-PFAA  
 Concen: 29.41 ng/mL  
 RT: 6.722 min Scan# 26  
 Delta R.T. 0.005 min  
 Lab File: LV1CAL.D  
 Acq: 5 May 2015 19:20

Tgt Ion	Ratio	Resp	Lower	Upper
190	100	1179		
118	86.2	68.5	102.7	
91	105.6	52.6	79.0	#

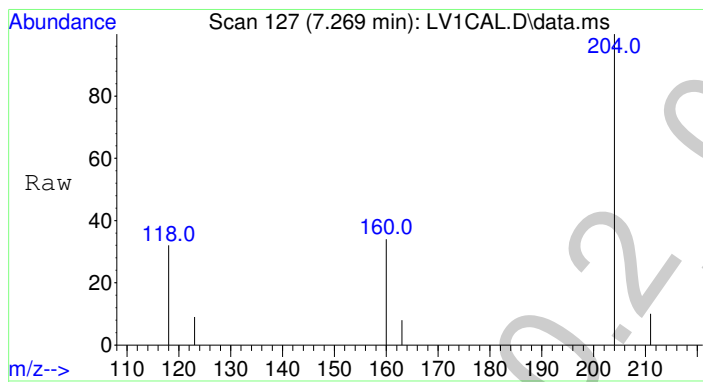
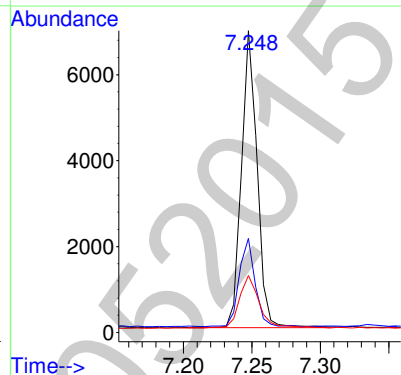
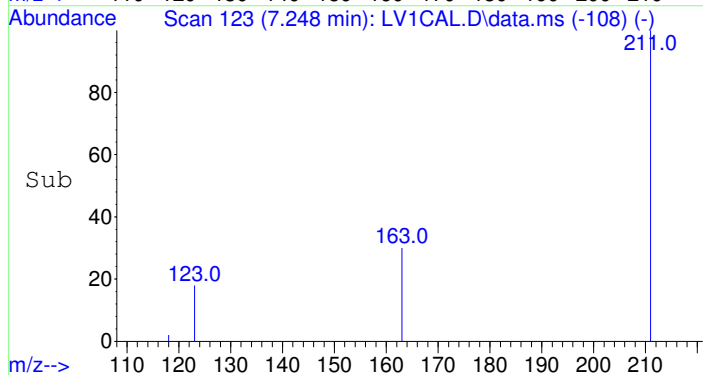


2



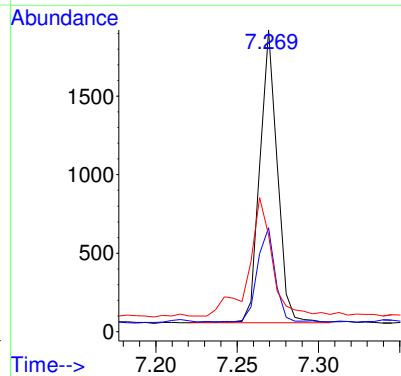
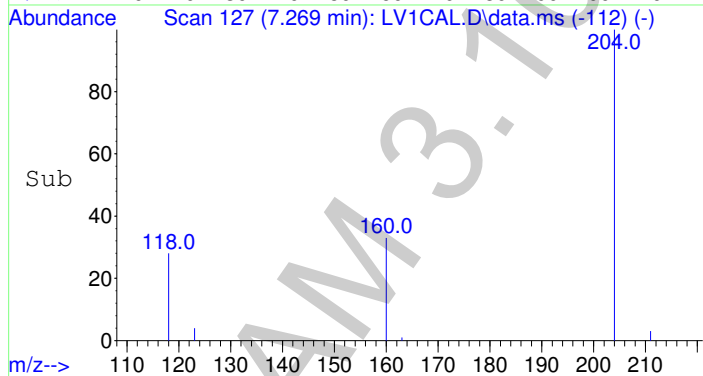
#3  
 Methamphetamine-D8-PFAA  
 Concen: 100.00 ng/mL  
 RT: 7.248 min Scan# 123  
 Delta R.T. -0.000 min  
 Lab File: LV1CAL.D  
 Acq: 5 May 2015 19:20

Tgt Ion	Resp	Lower	Upper
211	100		
163	30.6	24.1	36.1
123	23.8	17.4	26.2



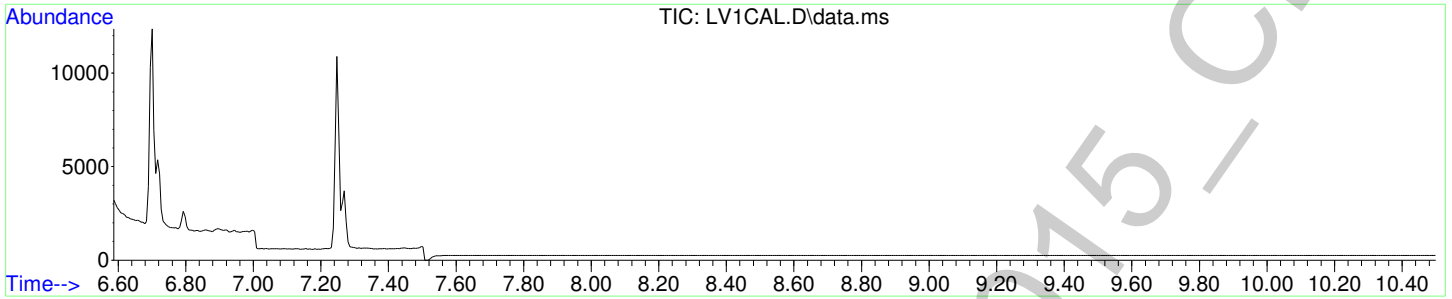
#4  
 Methamphetamine-PFAA  
 Concen: 27.01 ng/mL  
 RT: 7.269 min Scan# 127  
 Delta R.T. -0.001 min  
 Lab File: LV1CAL.D  
 Acq: 5 May 2015 19:20

Tgt Ion	Resp	Lower	Upper
204	100		
160	32.8	26.6	40.0
118	55.6	37.5	56.3



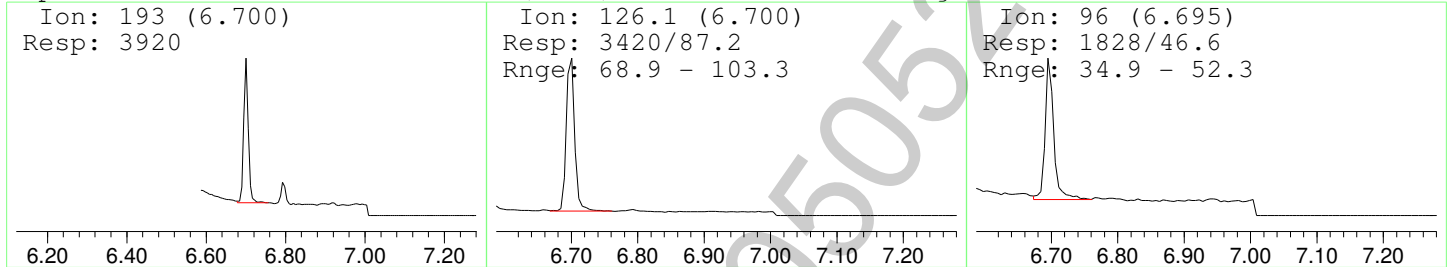
g

Data Path : F:\Data\050515AM\  
 Data File : LV1CAL.D  
 Acq On : 5 May 2015 19:20  
 Operator : Pocatello Laboratory  
 Sample : Level 1 Calibrator: 25ng  
 Misc : Analytical Method 3.10.2  
 ALS Vial : 2 Sample Multiplier: 1



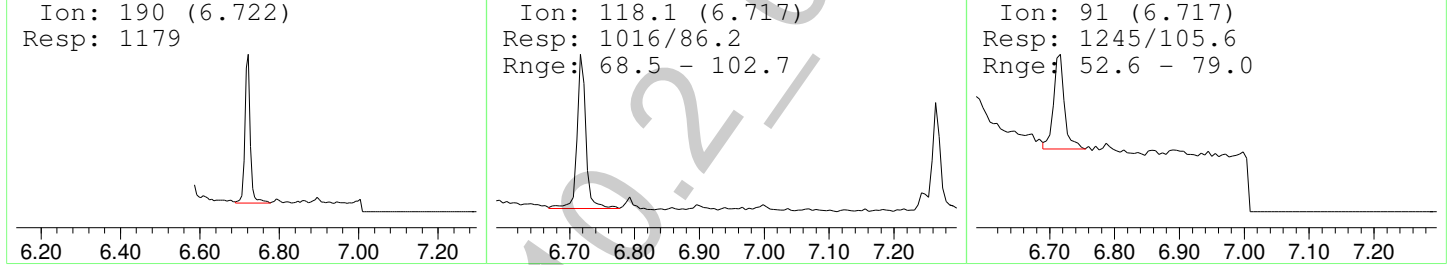
Amphetamine-D8-PFAA

(ISTD) Amount: 100.00 ng/mL



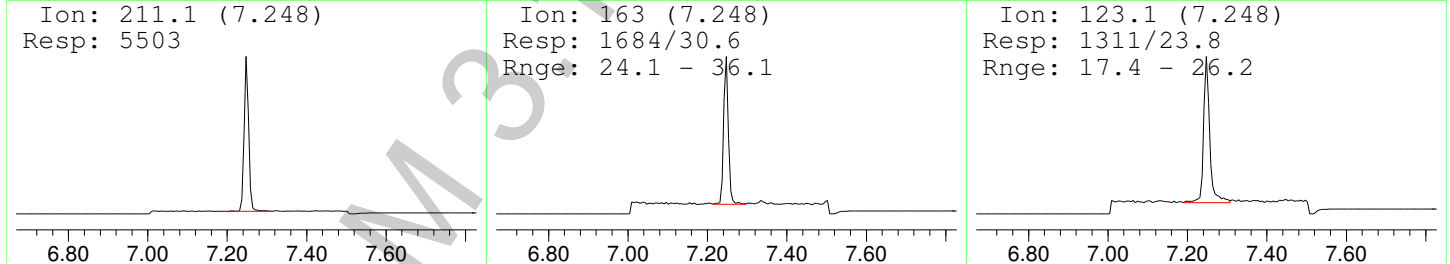
Amphetamine-PFAA

Amount: 29.41 ng/mL



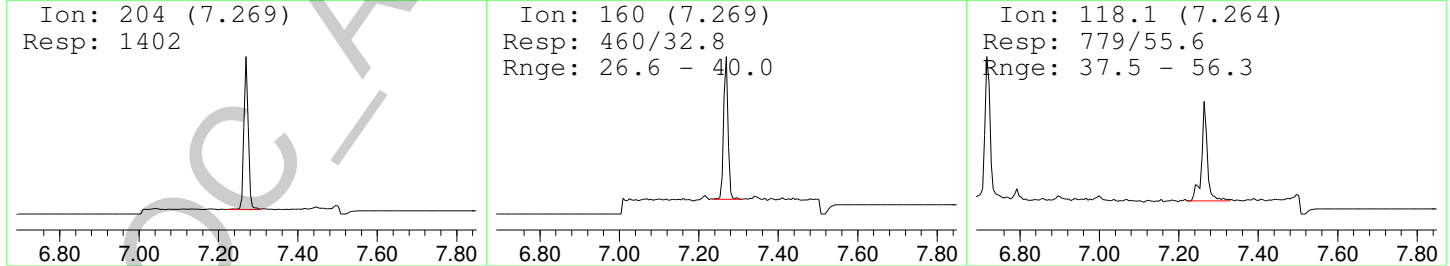
Methamphetamine-D8-PFAA

(ISTD) Amount: 100.00 ng/mL



Methamphetamine-PFAA

Amount: 27.01 ng/mL



g

Data Path : F:\Data\050515AM\  
 Data File : LV2CAL.D  
 Acq On : 5 May 2015 19:36  
 Operator : Pocatello Laboratory  
 Sample : Level 2 Calibrator: 50ng  
 Misc : Analytical Method 3.10.2  
 ALS Vial : 3 Sample Multiplier: 1

Quant Time: May 06 12:01:15 2015  
 Quant Method : F:\Methods\A-M.M  
 Quant Title : Amphetamine & Methamphetamine  
 QLast Update : Wed May 06 11:55:39 2015  
 Response via : Initial Calibration

Compound	R.T.	QIon	Response	Conc	Units	Dev(Min)
Internal Standards						
1) Amphetamine-D8-PFAA	6.701	193	8350	100.00	ng/mL	0.00
3) Methamphetamine-D8-PFAA	7.248	211	11419	100.00	ng/mL * #	0.00
Target Compounds						
2) Amphetamine-PFAA	6.717	190	4304	50.91	ng/mL	94
4) Methamphetamine-PFAA	7.269	204	5635	52.25	ng/mL# *	89


(#) = qualifier out of range (m) = manual integration (+) = signals summed

\*Refer to manual integration.

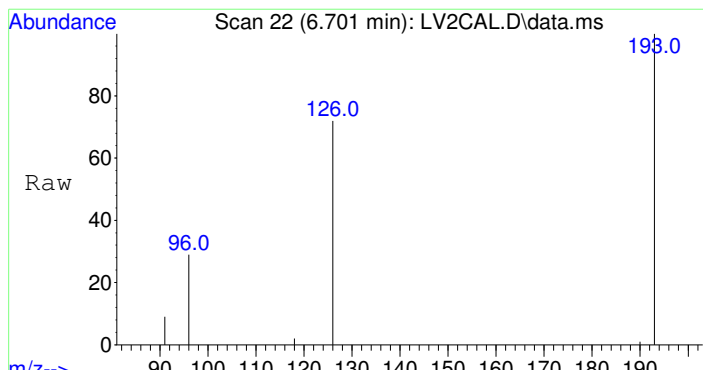
2

Data Path : F:\Data\050515AM\  
Data File : LV2CAL.D  
Acq On : 5 May 2015 19:36  
Operator : Pocatello Laboratory  
Sample : Level 2 Calibrator: 50ng  
Misc : Analytical Method 3.10.2  
ALS Vial : 3 Sample Multiplier: 1

Quant Time: May 06 12:01:15 2015  
Quant Method : F:\Methods\A-M.M  
Quant Title : Amphetamine & Methamphetamine  
QLast Update : Wed May 06 11:55:39 2015  
Response via : Initial Calibration

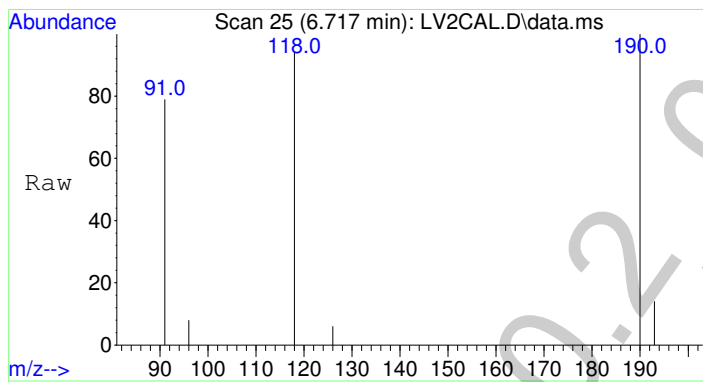
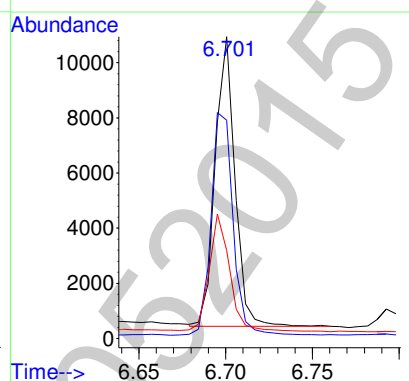
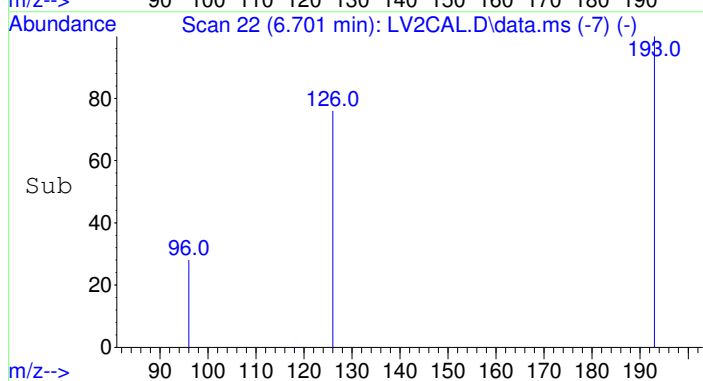


g



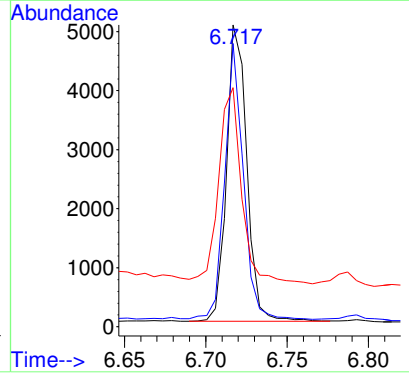
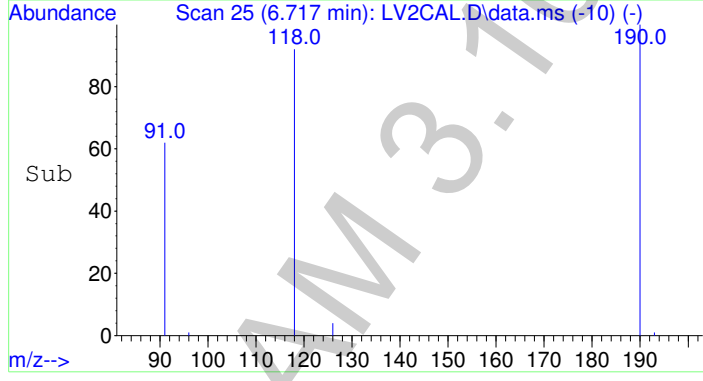
#1  
 Amphetamine-D8-PFAA  
 Concen: 100.00 ng/mL  
 RT: 6.701 min Scan# 22  
 Delta R.T. -0.000 min  
 Lab File: LV2CAL.D  
 Acq: 5 May 2015 19:36

Tgt Ion	Resp	Lower	Upper
193	8350		
193	100		
126	85.6	68.9	103.3
96	42.7	34.9	52.3

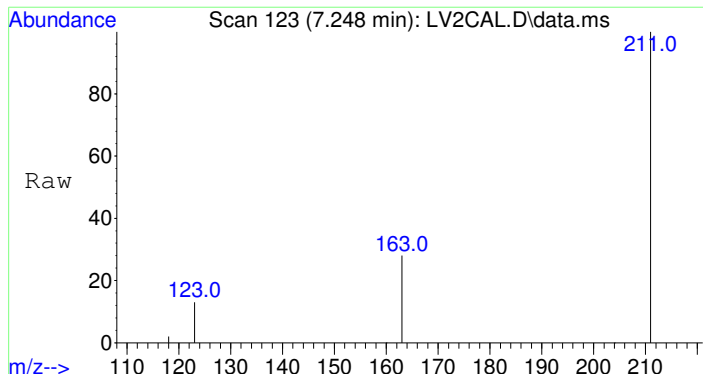


#2  
 Amphetamine-PFAA  
 Concen: 50.91 ng/mL  
 RT: 6.717 min Scan# 25  
 Delta R.T. -0.000 min  
 Lab File: LV2CAL.D  
 Acq: 5 May 2015 19:36

Tgt Ion	Resp	Lower	Upper
190	4304		
190	100		
118	85.5	68.5	102.7
91	76.0	52.6	79.0

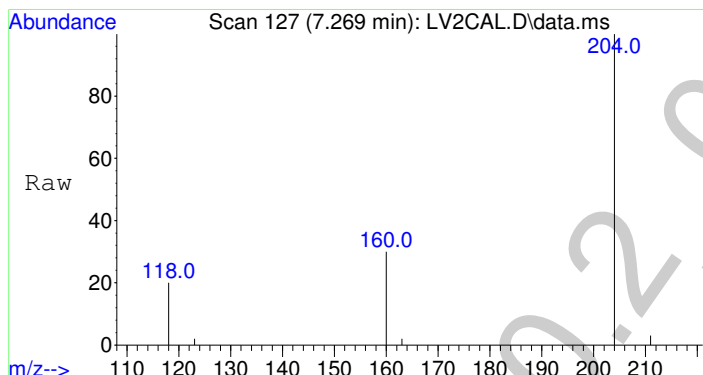
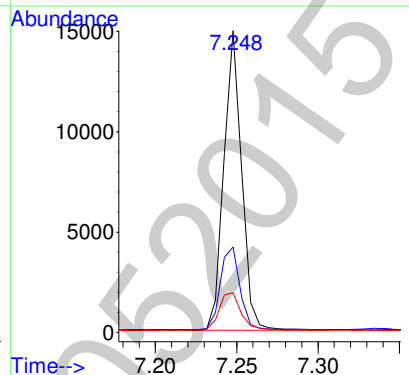
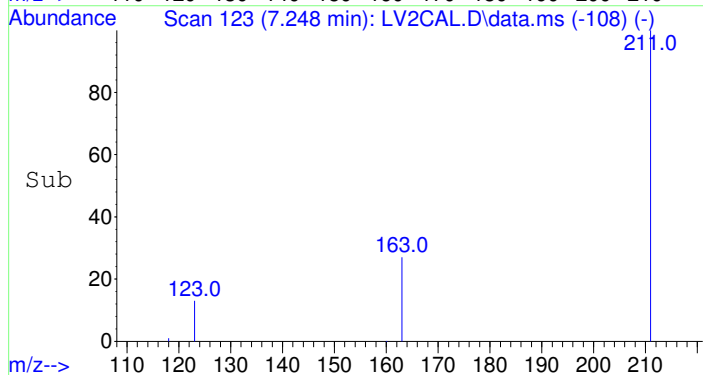


2



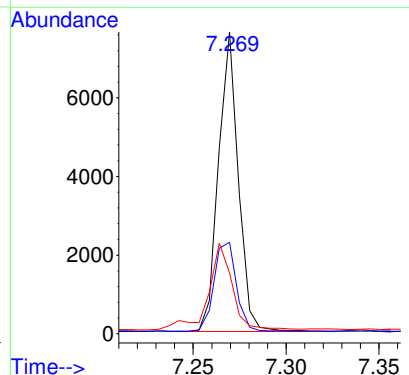
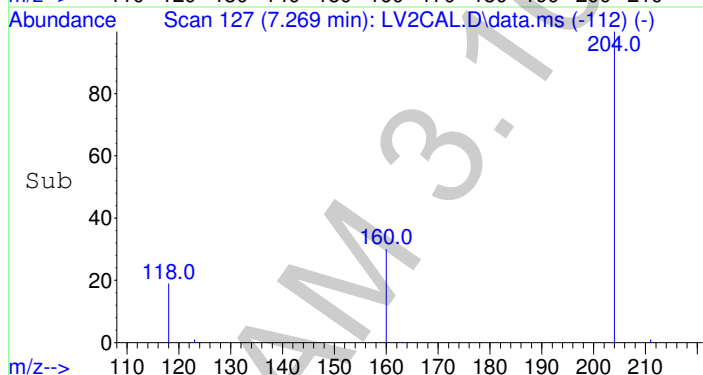
#3  
Methamphetamine-D8-PFAA  
Concen: 100.00 ng/mL  
RT: 7.248 min Scan# 123  
Delta R.T. -0.000 min  
Lab File: LV2CAL.D  
Acq: 5 May 2015 19:36

Tgt Ion	Resp	Lower	Upper
211	100		
163	30.2	24.1	36.1
123	16.2	17.4	26.2#



#4  
Methamphetamine-PFAA  
Concen: 52.25 ng/mL  
RT: 7.269 min Scan# 127  
Delta R.T. -0.001 min  
Lab File: LV2CAL.D  
Acq: 5 May 2015 19:36

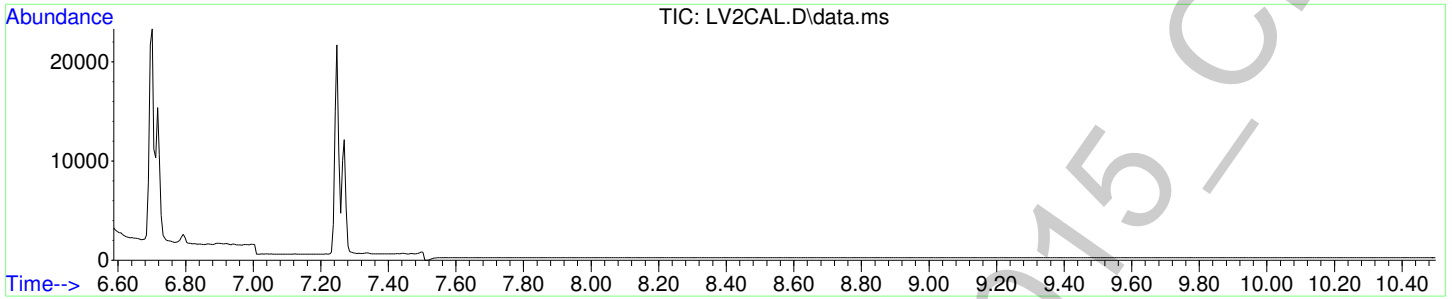
Tgt Ion	Resp	Lower	Upper
204	100		
160	34.1	26.6	40.0
118	34.7	37.5	56.3#





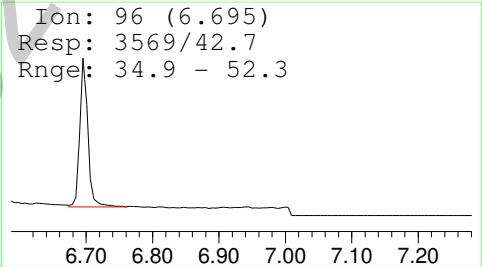
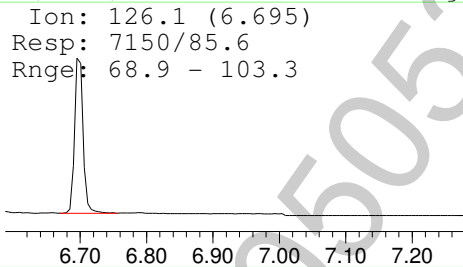
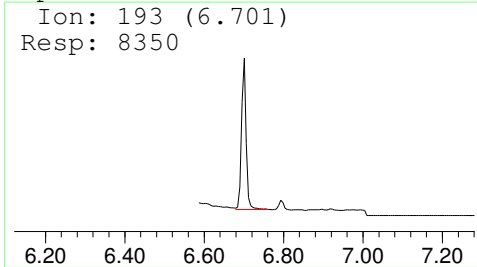
2

Data Path : F:\Data\050515AM\  
 Data File : LV2CAL.D  
 Acq On : 5 May 2015 19:36  
 Operator : Pocatello Laboratory  
 Sample : Level 2 Calibrator: 50ng  
 Misc : Analytical Method 3.10.2  
 ALS Vial : 3 Sample Multiplier: 1



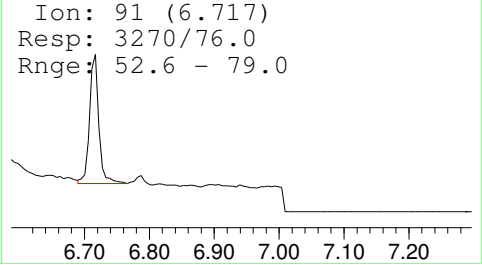
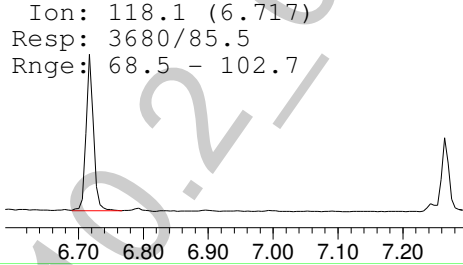
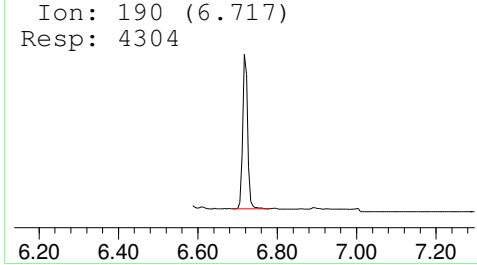
Amphetamine-D8-PFAA

(ISTD) Amount: 100.00 ng/mL



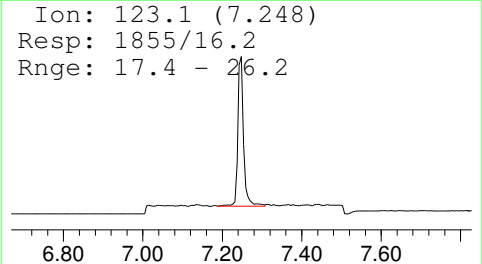
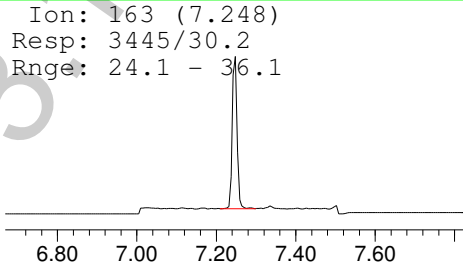
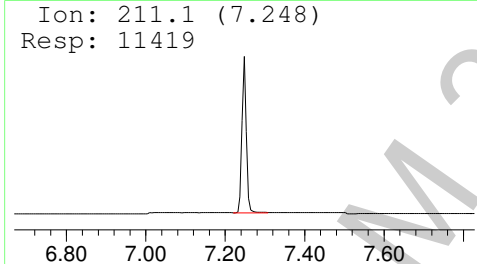
Amphetamine-PFAA

Amount: 50.91 ng/mL



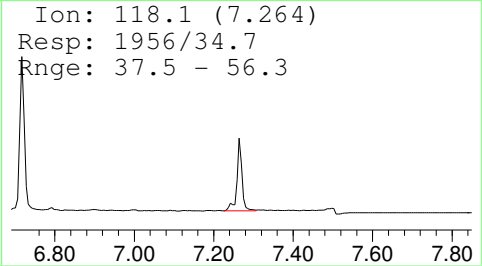
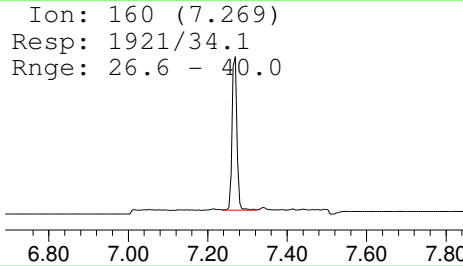
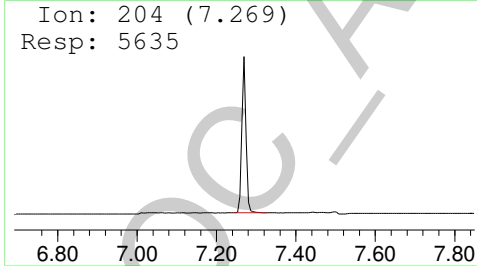
Methamphetamine-D8-PFAA

(ISTD) Amount: 100.00 ng/mL



Methamphetamine-PFAA

Amount: 52.25 ng/mL



6

Data Path : F:\Data\050515AM\  
 Data File : LV2CAL.D  
 Acq On : 5 May 2015 19:36  
 Operator : Pocatello Laboratory  
 Sample : Level 2 Calibrator: 50ng  
 Misc : Analytical Method 3.10.2  
 ALS Vial : 3 Sample Multiplier: 1

Quant Time: May 07 10:52:07 2015  
 Quant Method : F:\Methods\A-M.M  
 Quant Title : Amphetamine & Methamphetamine  
 QLast Update : Thu May 07 10:49:24 2015  
 Response via : Initial Calibration

Compound	R.T.	QIon	Response	Conc	Units	Dev(Min)
Internal Standards						
1) Amphetamine-D8-PFAA	6.701	193	8350	100.00	ng/mL	0.00
3) Methamphetamine-D8-PFAA	7.248	211	9920m	100.00	ng/mL *	0.00
Target Compounds						
2) Amphetamine-PFAA	6.717	190	4304	50.91	ng/mL	Qvalue 94
4) Methamphetamine-PFAA	7.269	204	5122m	54.66	ng/mL *	

(#) = qualifier out of range (m) = manual integration (+) = signals summed


\*Manual integration successful.

POC\_AM 3.10.2\_05052015 - CDS

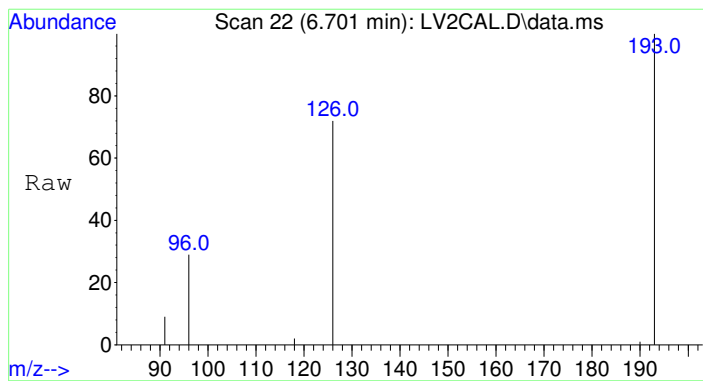
2

Data Path : F:\Data\050515AM\  
Data File : LV2CAL.D  
Acq On : 5 May 2015 19:36  
Operator : Pocatello Laboratory  
Sample : Level 2 Calibrator: 50ng  
Misc : Analytical Method 3.10.2  
ALS Vial : 3 Sample Multiplier: 1

Quant Time: May 07 10:52:07 2015  
Quant Method : F:\Methods\A-M.M  
Quant Title : Amphetamine & Methamphetamine  
QLast Update : Thu May 07 10:49:24 2015  
Response via : Initial Calibration

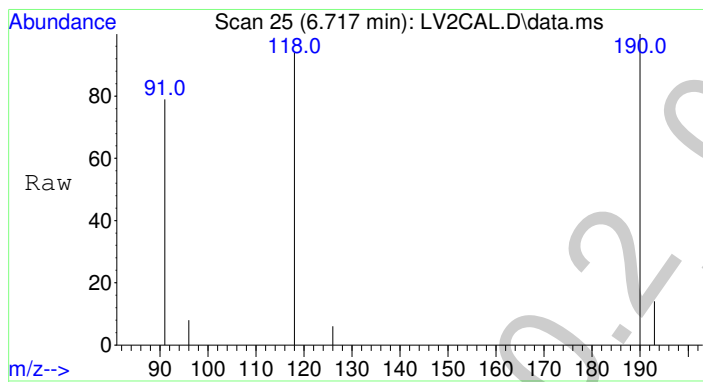
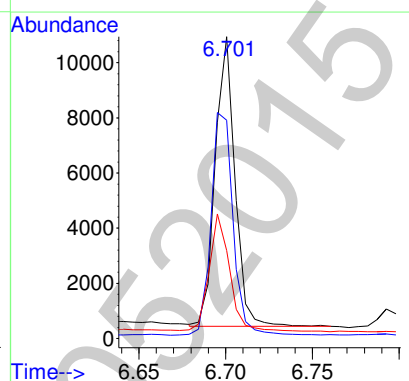
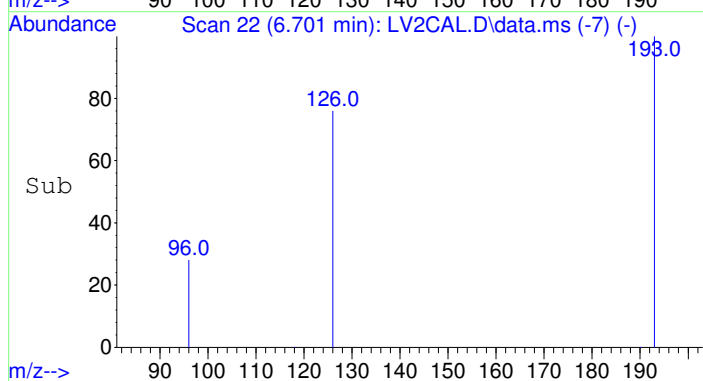


2



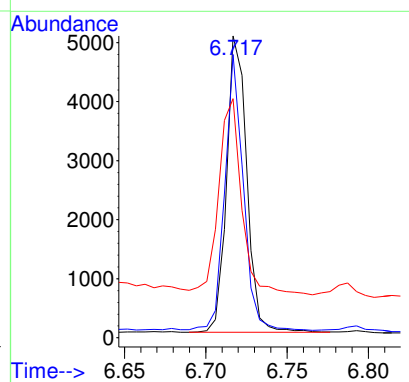
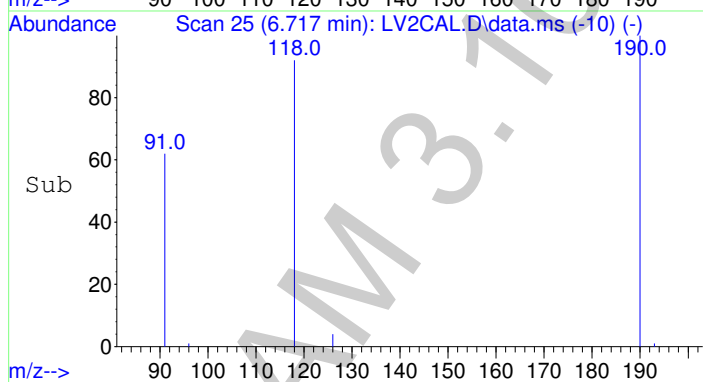
#1  
Amphetamine-D8-PFAA  
Concen: 100.00 ng/mL  
RT: 6.701 min Scan# 22  
Delta R.T. -0.000 min  
Lab File: LV2CAL.D  
Acq: 5 May 2015 19:36

Tgt Ion	Resp	Lower	Upper
193	8350		
126	85.6	68.9	103.3
96	42.7	34.9	52.3

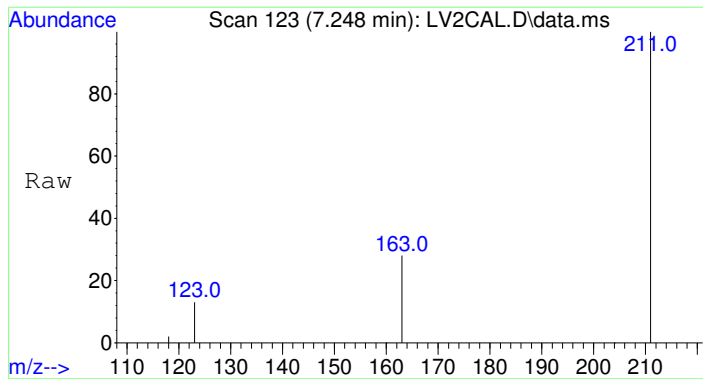


#2  
Amphetamine-PFAA  
Concen: 50.91 ng/mL  
RT: 6.717 min Scan# 25  
Delta R.T. -0.000 min  
Lab File: LV2CAL.D  
Acq: 5 May 2015 19:36

Tgt Ion	Resp	Lower	Upper
190	4304		
118	85.5	68.5	102.7
91	76.0	52.6	79.0

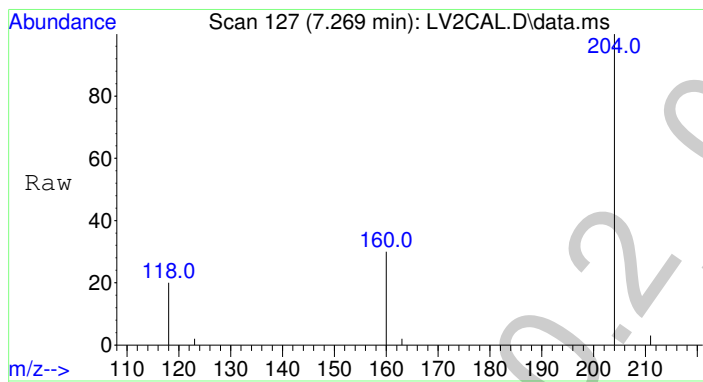
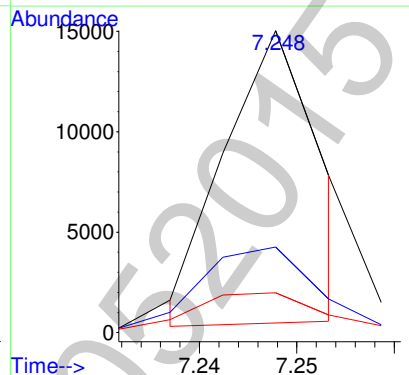
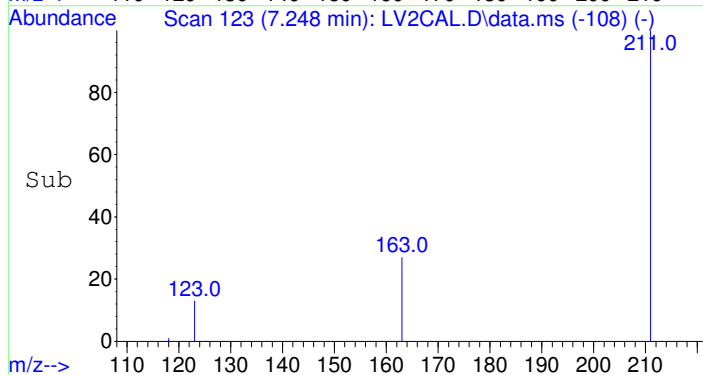


2



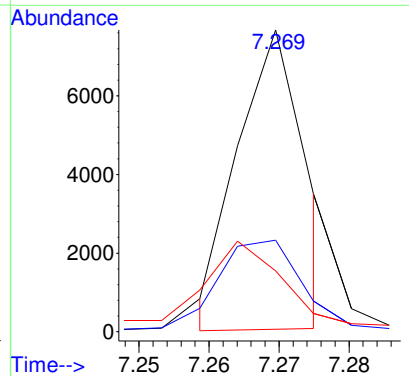
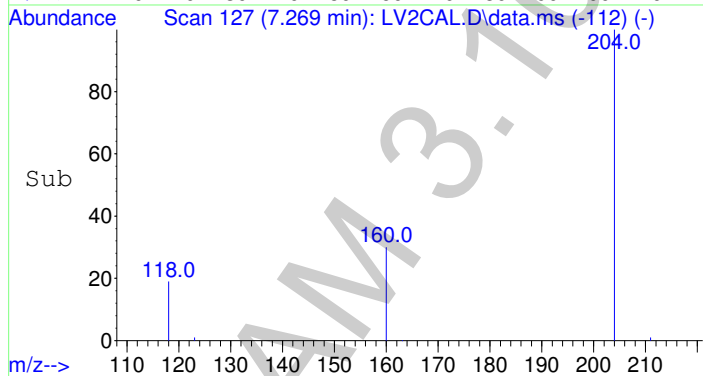
#3  
 Methamphetamine-D8-PFAA  
 Concen: 100.00 ng/mL m  
 RT: 7.248 min Scan# 123  
 Delta R.T. -0.000 min  
 Lab File: LV2CAL.D  
 Acq: 5 May 2015 19:36

Tgt Ion	Resp	Lower	Upper
211	100		
163	34.7	24.1	36.1
123	18.7	17.4	26.2



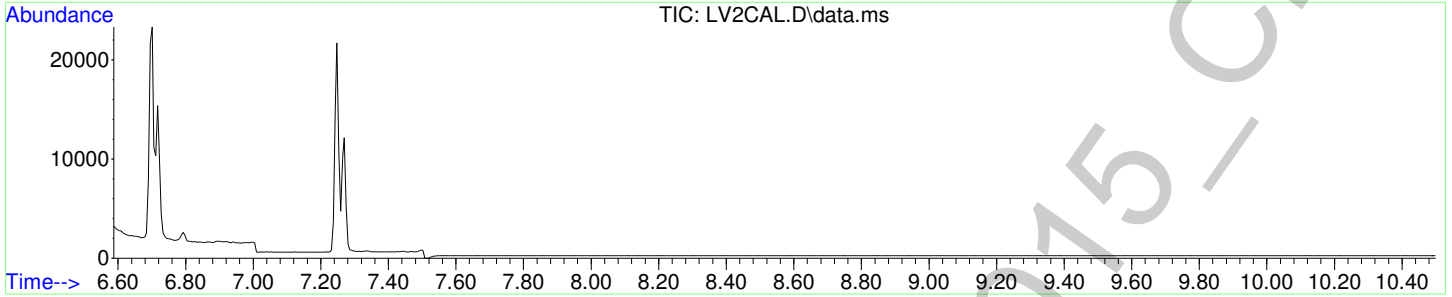
#4  
 Methamphetamine-PFAA  
 Concen: 54.66 ng/mL m  
 RT: 7.269 min Scan# 127  
 Delta R.T. -0.000 min  
 Lab File: LV2CAL.D  
 Acq: 5 May 2015 19:36

Tgt Ion	Resp	Lower	Upper
204	100		
160	37.5	26.6	40.0
118	38.2	37.5	56.3



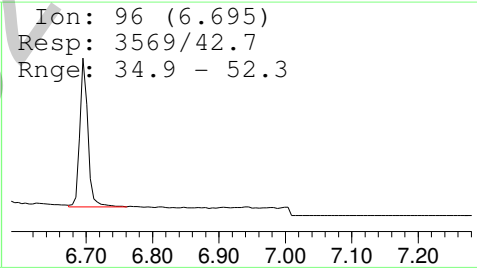
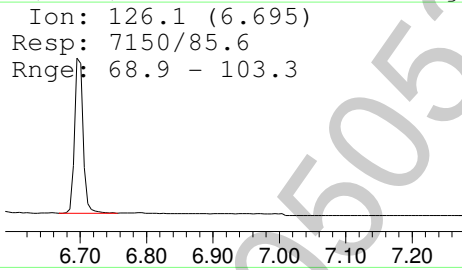
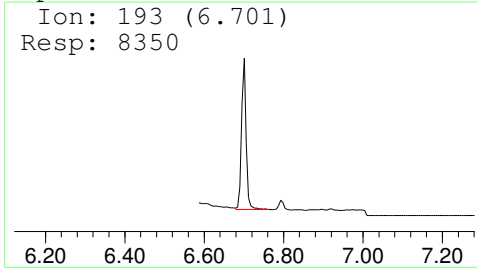
9

Data Path : F:\Data\050515AM\  
 Data File : LV2CAL.D  
 Acq On : 5 May 2015 19:36  
 Operator : Pocatello Laboratory  
 Sample : Level 2 Calibrator: 50ng  
 Misc : Analytical Method 3.10.2  
 ALS Vial : 3 Sample Multiplier: 1



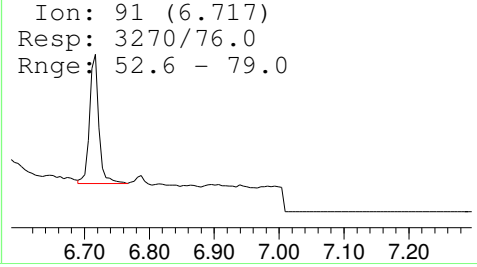
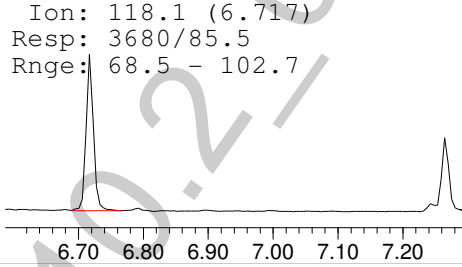
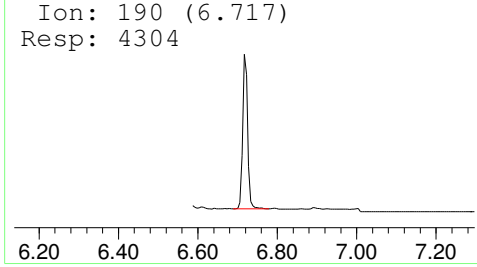
Amphetamine-D8-PFAA

(ISTD) Amount: 100.00 ng/mL



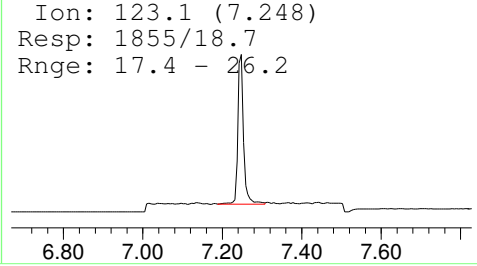
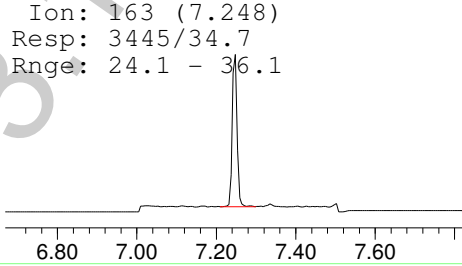
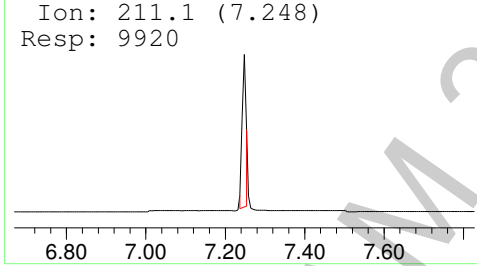
Amphetamine-PFAA

Amount: 50.91 ng/mL



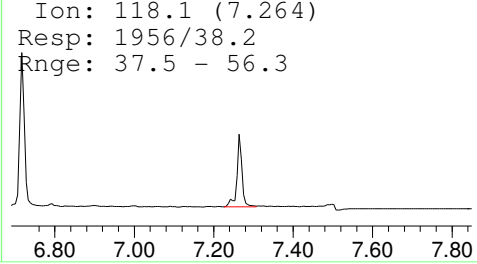
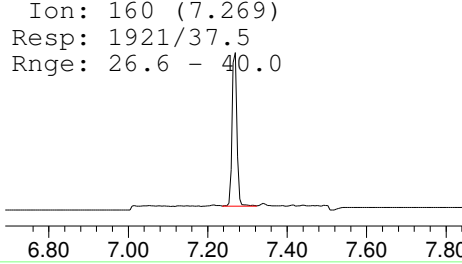
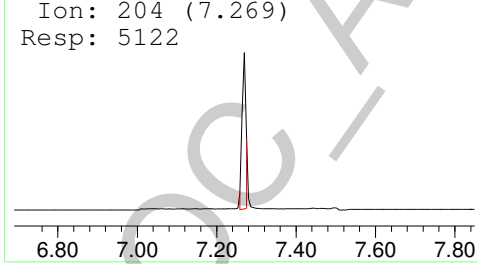
Methamphetamine-D8-PFAA

(ISTD) Amount: 100.00 ng/mL



Methamphetamine-PFAA

Amount: 54.66 ng/mL



2

Data Path : F:\Data\050515AM\  
 Data File : LV3CAL.D  
 Acq On : 5 May 2015 19:52  
 Operator : Pocatello Laboratory  
 Sample : Level 3 Calibrator: 100ng Cal  
 Misc : Analytical Method 3.10.2  
 ALS Vial : 4 Sample Multiplier: 1

Quant Time: May 06 12:11:10 2015  
 Quant Method : F:\Methods\A-M.M  
 Quant Title : Amphetamine & Methamphetamine  
 QLast Update : Wed May 06 11:55:39 2015  
 Response via : Initial Calibration


Compound	R.T.	QIon	Response	Conc	Units	Dev(Min)
Internal Standards						
1) Amphetamine-D8-PFAA	6.701	193	7826	100.00	ng/mL	0.00
3) Methamphetamine-D8-PFAA	7.248	211	10017	100.00	ng/mL	0.00
Target Compounds						
2) Amphetamine-PFAA	6.717	190	7971	101.29	ng/mL	100
4) Methamphetamine-PFAA	7.270	204	9498	100.33	ng/mL	100

(#) = qualifier out of range (m) = manual integration (+) = signals summed

6

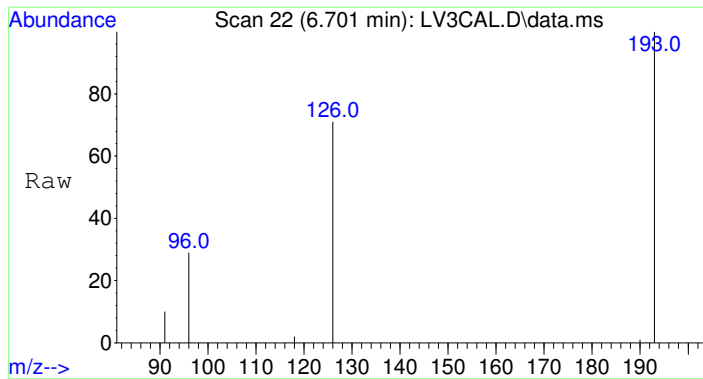
Data Path : F:\Data\050515AM\  
Data File : LV3CAL.D  
Acq On : 5 May 2015 19:52  
Operator : Pocatello Laboratory  
Sample : Level 3 Calibrator: 100ng Cal  
Misc : Analytical Method 3.10.2  
ALS Vial : 4 Sample Multiplier: 1

Quant Time: May 06 12:11:10 2015  
Quant Method : F:\Methods\A-M.M  
Quant Title : Amphetamine & Methamphetamine  
QLast Update : Wed May 06 11:55:39 2015  
Response via : Initial Calibration



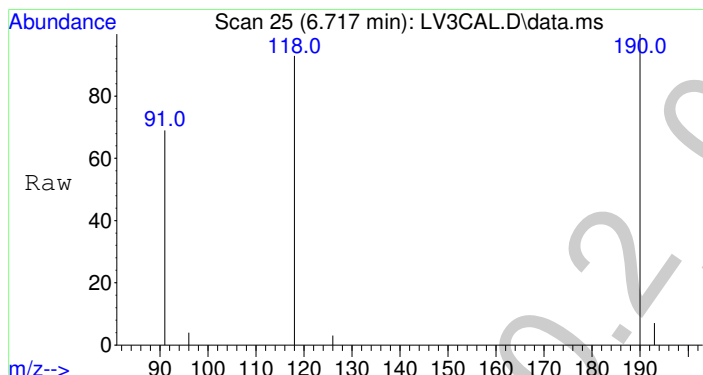
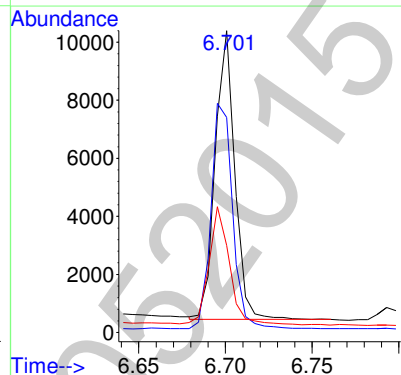
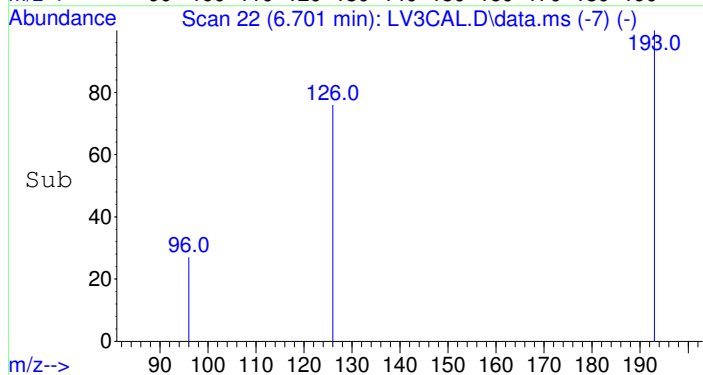


2



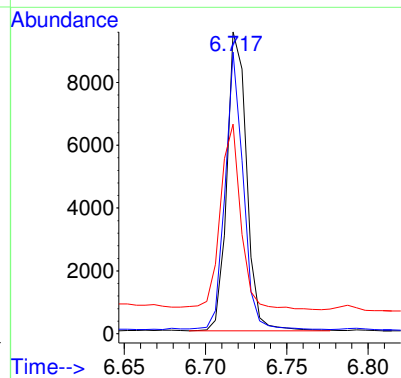
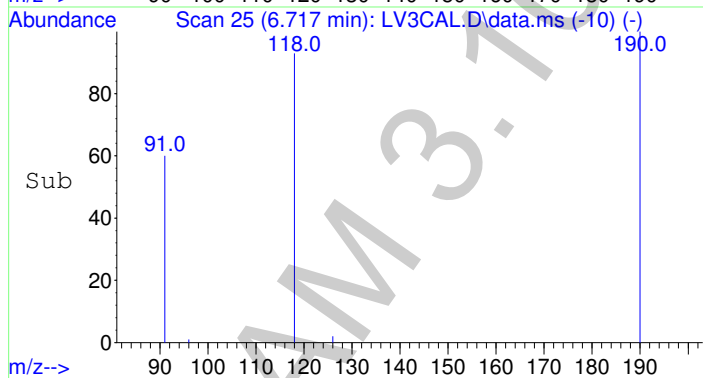
#1  
 Amphetamine-D8-PFAA  
 Concen: 100.00 ng/mL  
 RT: 6.701 min Scan# 22  
 Delta R.T. -0.000 min  
 Lab File: LV3CAL.D  
 Acq: 5 May 2015 19:52

Tgt Ion	Resp	Lower	Upper
193	7826		
193	100		
126	86.1	68.9	103.3
96	43.6	34.9	52.3

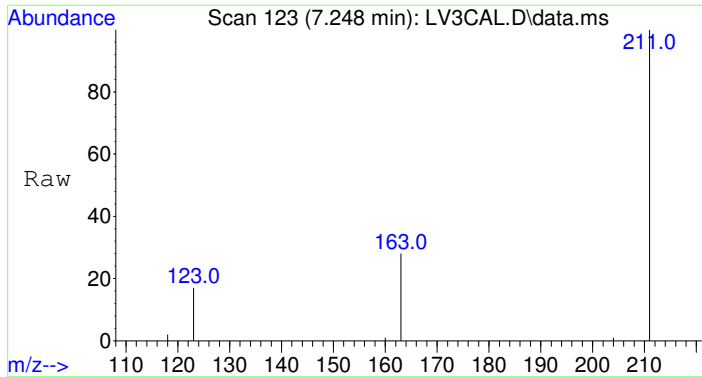


#2  
 Amphetamine-PFAA  
 Concen: 101.29 ng/mL  
 RT: 6.717 min Scan# 25  
 Delta R.T. -0.000 min  
 Lab File: LV3CAL.D  
 Acq: 5 May 2015 19:52

Tgt Ion	Resp	Lower	Upper
190	7971		
190	100		
118	85.6	68.5	102.7
91	65.8	52.6	79.0

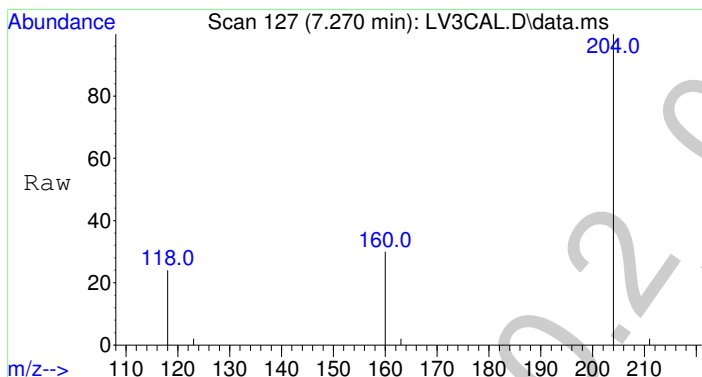
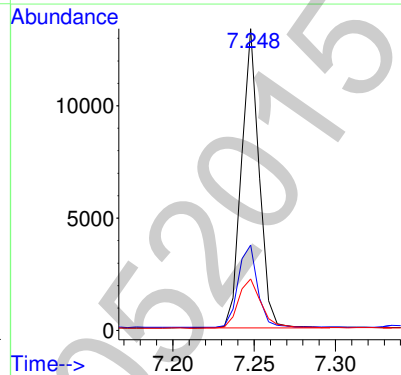
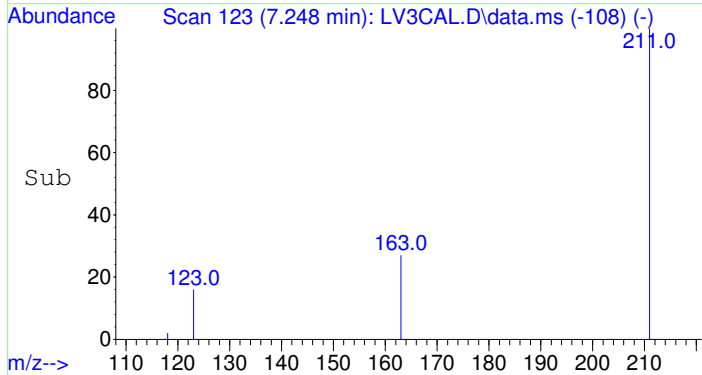


2



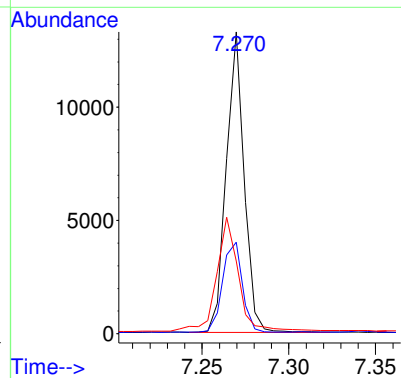
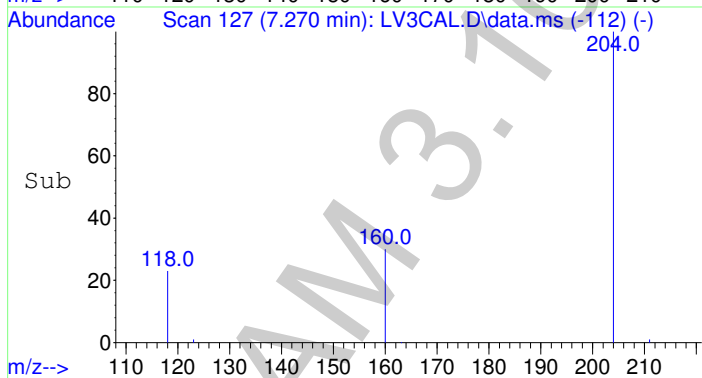
#3  
 Methamphetamine-D8-PFAA  
 Concen: 100.00 ng/mL  
 RT: 7.248 min Scan# 123  
 Delta R.T. -0.000 min  
 Lab File: LV3CAL.D  
 Acq: 5 May 2015 19:52

Tgt Ion	Ratio	Lower	Upper
211	100		
163	30.1	24.1	36.1
123	21.8	17.4	26.2



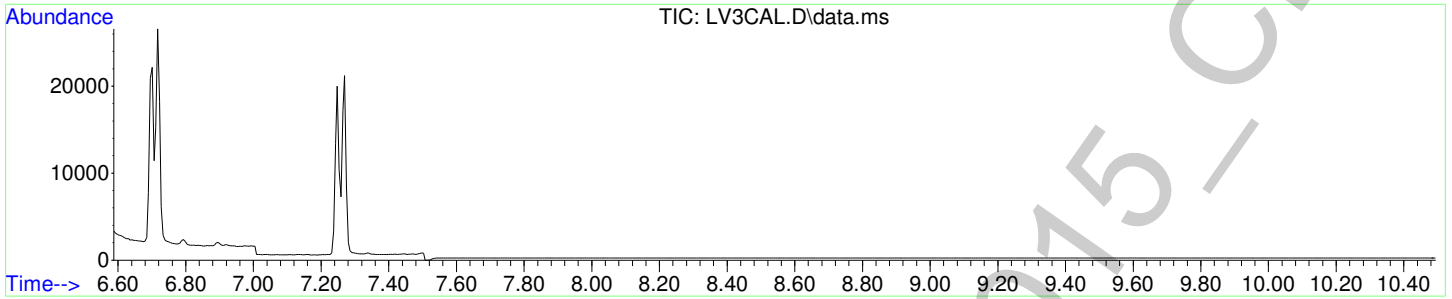
#4  
 Methamphetamine-PFAA  
 Concen: 100.33 ng/mL  
 RT: 7.270 min Scan# 127  
 Delta R.T. -0.000 min  
 Lab File: LV3CAL.D  
 Acq: 5 May 2015 19:52

Tgt Ion	Ratio	Lower	Upper
204	100		
160	33.3	26.6	40.0
118	46.9	37.5	56.3



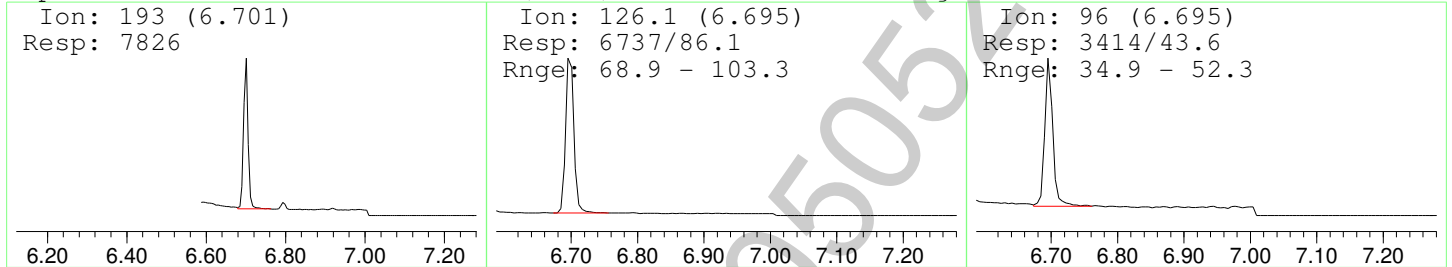
2

Data Path : F:\Data\050515AM\  
 Data File : LV3CAL.D  
 Acq On : 5 May 2015 19:52  
 Operator : Pocatello Laboratory  
 Sample : Level 3 Calibrator: 100ng Cal  
 Misc : Analytical Method 3.10.2  
 ALS Vial : 4 Sample Multiplier: 1



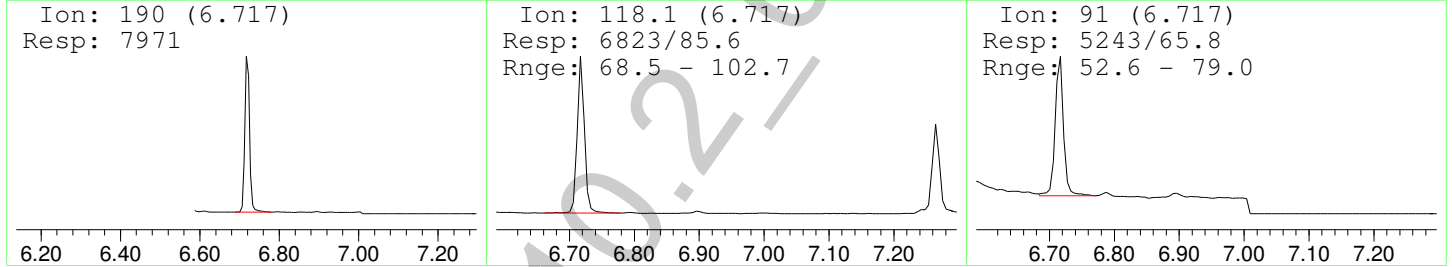
Amphetamine-D8-PFAA

(ISTD) Amount: 100.00 ng/mL



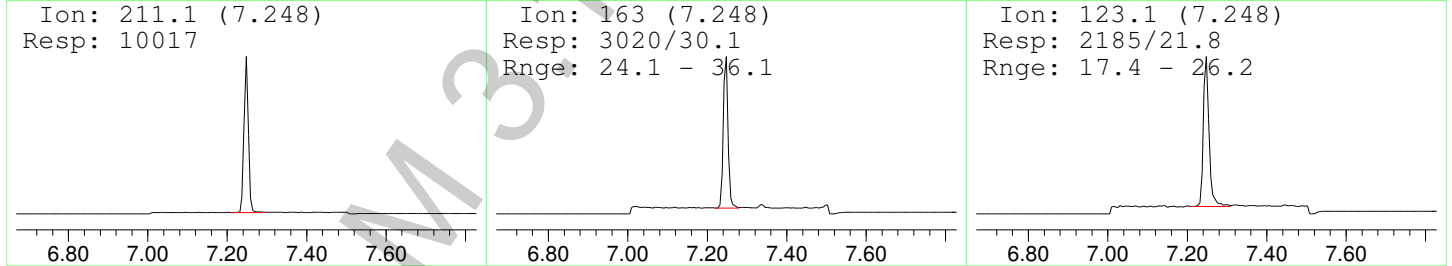
Amphetamine-PFAA

Amount: 101.29 ng/mL



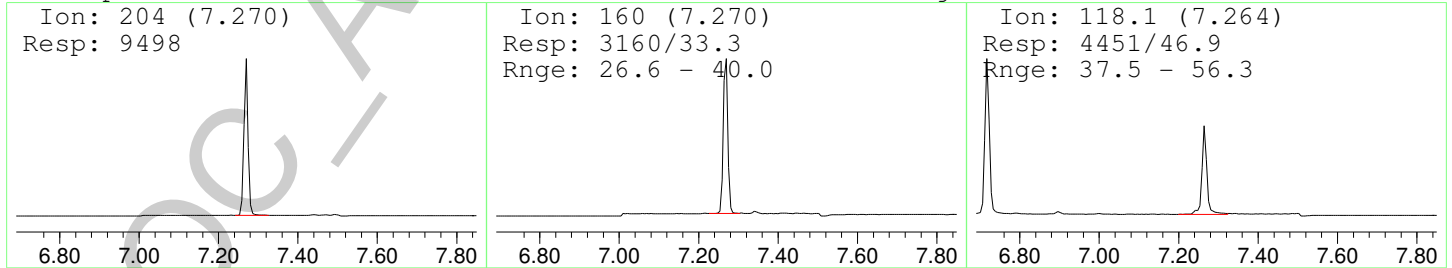
Methamphetamine-D8-PFAA

(ISTD) Amount: 100.00 ng/mL



Methamphetamine-PFAA

Amount: 100.33 ng/mL



Data Path : F:\Data\050515AM\  
 Data File : LV4CAL.D  
 Acq On : 5 May 2015 20:08  
 Operator : Pocatello Laboratory  
 Sample : Level 4 Calibrator: 250ng  
 Misc : Analytical Method 3.10.2  
 ALS Vial : 5 Sample Multiplier: 1

Quant Time: May 06 12:12:25 2015  
 Quant Method : F:\Methods\A-M.M  
 Quant Title : Amphetamine & Methamphetamine  
 QLast Update : Wed May 06 11:55:39 2015  
 Response via : Initial Calibration


Compound	R.T.	QIon	Response	Conc	Units	Dev(Min)
Internal Standards						
1) Amphetamine-D8-PFAA	6.701	193	4287	100.00	ng/mL	0.00
3) Methamphetamine-D8-PFAA	7.248	211	5178	100.00	ng/mL	0.00
Target Compounds						Qvalue
2) Amphetamine-PFAA	6.717	190	10215	237.92	ng/mL	95
4) Methamphetamine-PFAA	7.270	204	11829	241.62	ng/mL	93

(#) = qualifier out of range (m) = manual integration (+) = signals summed

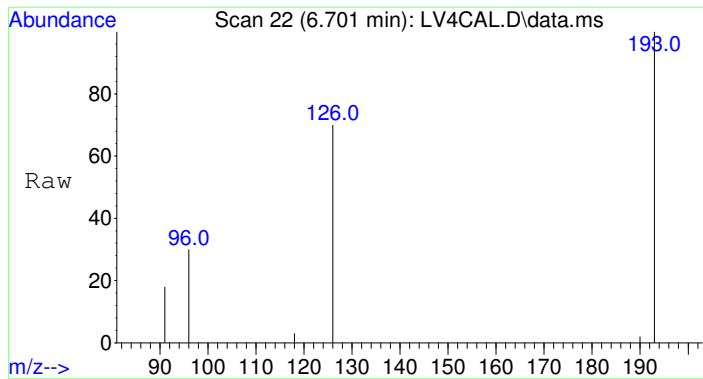
2

Data Path : F:\Data\050515AM\  
Data File : LV4CAL.D  
Acq On : 5 May 2015 20:08  
Operator : Pocatello Laboratory  
Sample : Level 4 Calibrator: 250ng  
Misc : Analytical Method 3.10.2  
ALS Vial : 5 Sample Multiplier: 1

Quant Time: May 06 12:12:25 2015  
Quant Method : F:\Methods\A-M.M  
Quant Title : Amphetamine & Methamphetamine  
QLast Update : Wed May 06 11:55:39 2015  
Response via : Initial Calibration

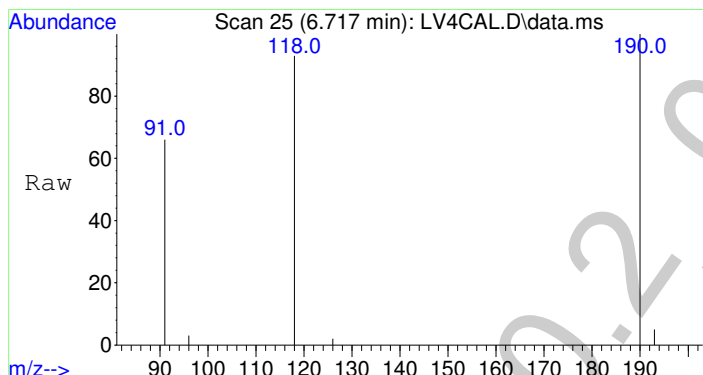
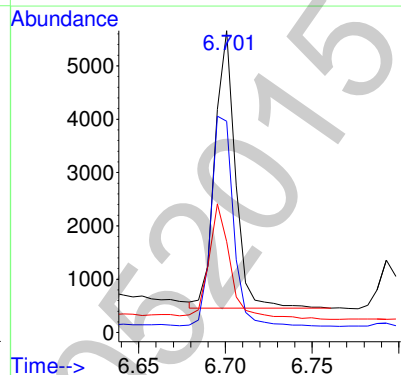
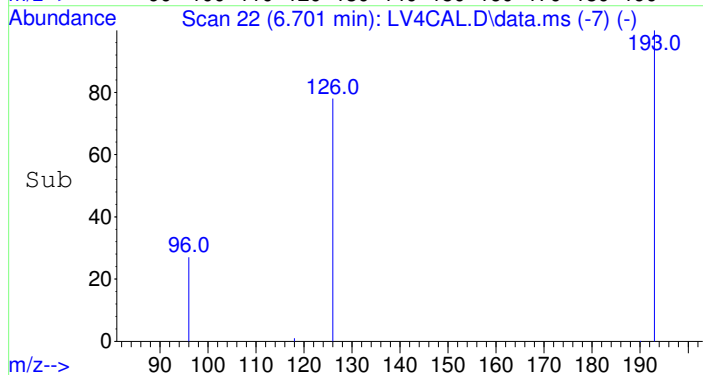


2



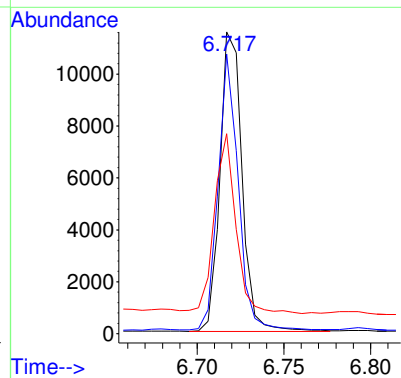
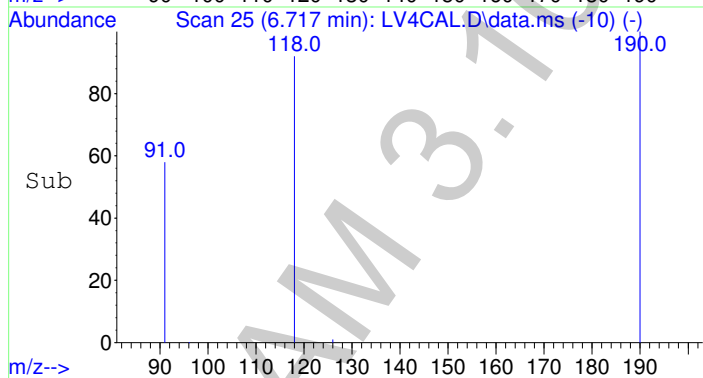
#1  
Amphetamine-D8-PFAA  
Concen: 100.00 ng/mL  
RT: 6.701 min Scan# 22  
Delta R.T. -0.000 min  
Lab File: LV4CAL.D  
Acq: 5 May 2015 20:08

Tgt Ion	193	Resp	4287
Ion Ratio	100	Lower	Upper
126	82.4	68.9	103.3
96	44.4	34.9	52.3

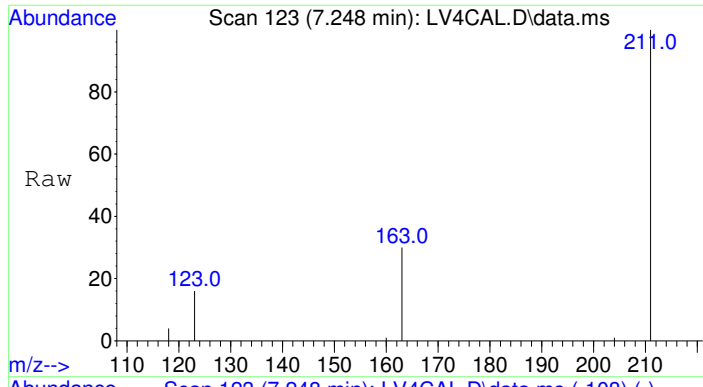


#2  
Amphetamine-PFAA  
Concen: 237.92 ng/mL  
RT: 6.717 min Scan# 25  
Delta R.T. 0.000 min  
Lab File: LV4CAL.D  
Acq: 5 May 2015 20:08

Tgt Ion	190	Resp	10215
Ion Ratio	100	Lower	Upper
118	83.3	68.5	102.7
91	58.8	52.6	79.0

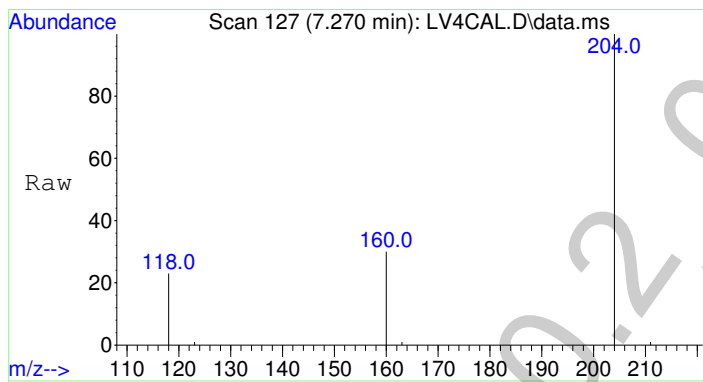
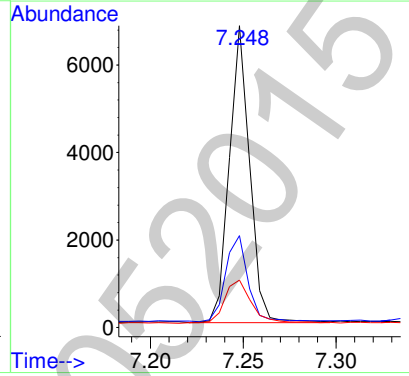
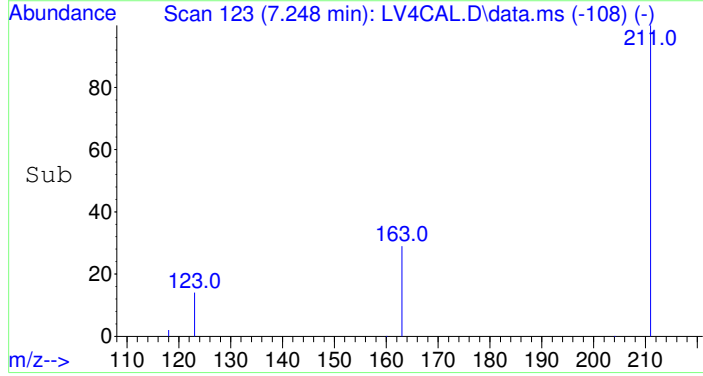


2



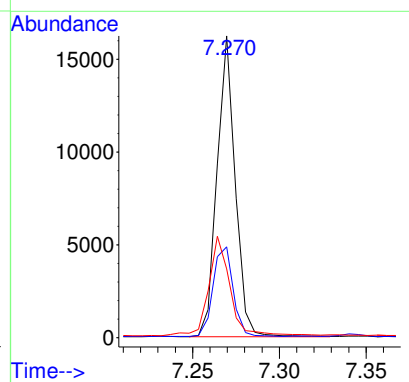
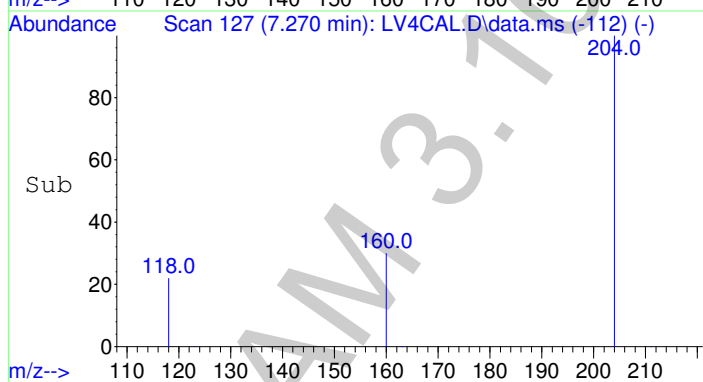
#3  
Methamphetamine-D8-PFAA  
Concen: 100.00 ng/mL  
RT: 7.248 min Scan# 123  
Delta R.T. -0.000 min  
Lab File: LV4CAL.D  
Acq: 5 May 2015 20:08

Tgt Ion	Resp	Lower	Upper
211	5178	100	100
163	30.8	24.1	36.1
123	19.4	17.4	26.2



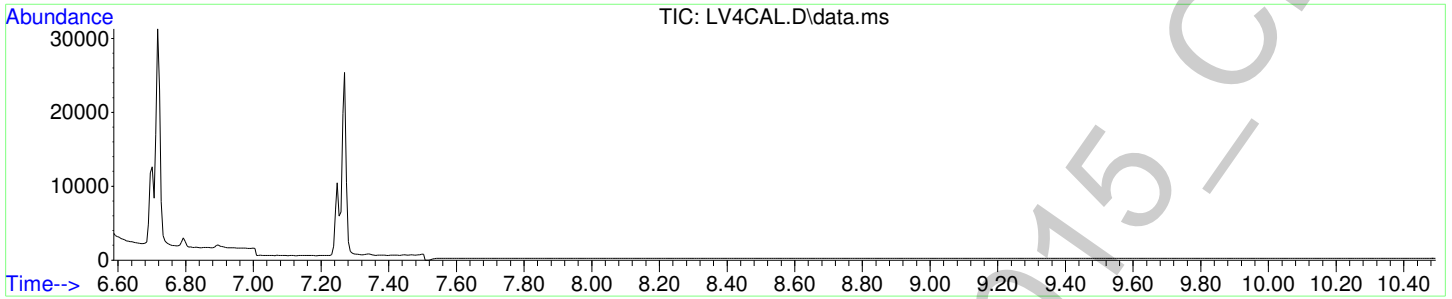
#4  
Methamphetamine-PFAA  
Concen: 241.62 ng/mL  
RT: 7.270 min Scan# 127  
Delta R.T. -0.000 min  
Lab File: LV4CAL.D  
Acq: 5 May 2015 20:08

Tgt Ion	Resp	Lower	Upper
204	11829	100	100
160	33.0	26.6	40.0
118	38.7	37.5	56.3



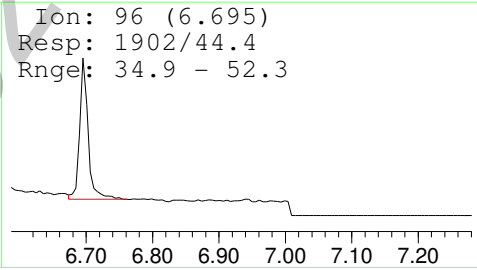
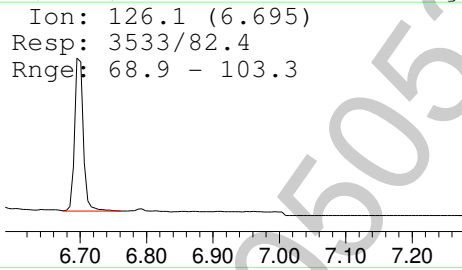
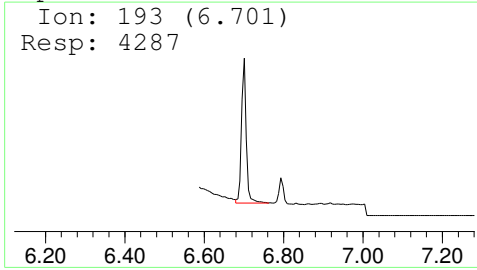
2

Data Path : F:\Data\050515AM\  
 Data File : LV4CAL.D  
 Acq On : 5 May 2015 20:08  
 Operator : Pocatello Laboratory  
 Sample : Level 4 Calibrator: 250ng  
 Misc : Analytical Method 3.10.2  
 ALS Vial : 5 Sample Multiplier: 1



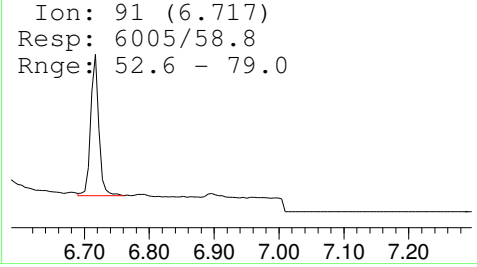
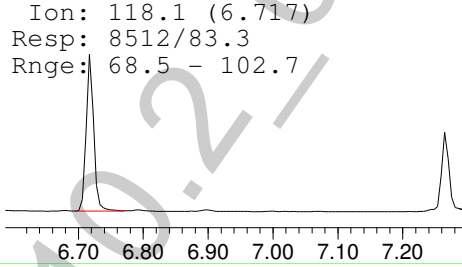
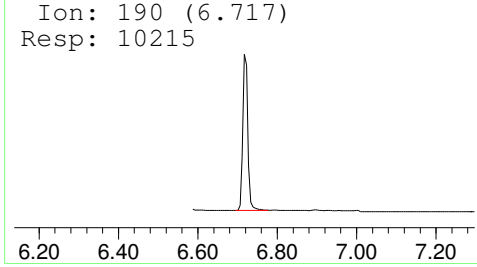
Amphetamine-D8-PFAA

(ISTD) Amount: 100.00 ng/mL



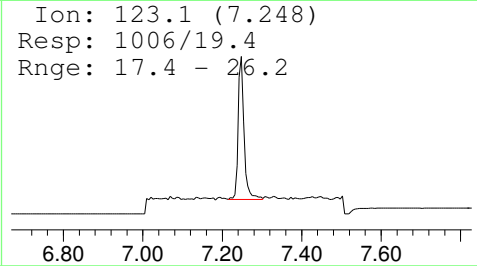
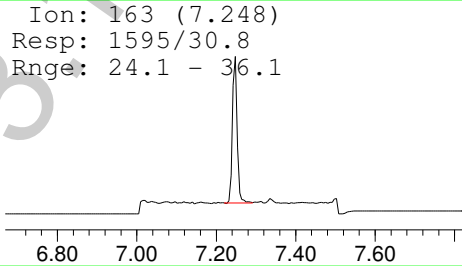
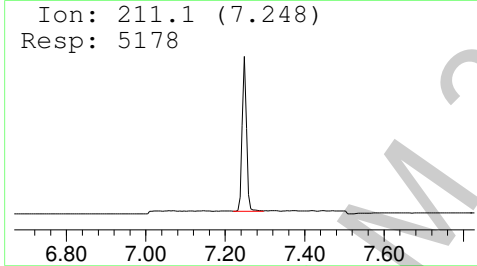
Amphetamine-PFAA

Amount: 237.92 ng/mL



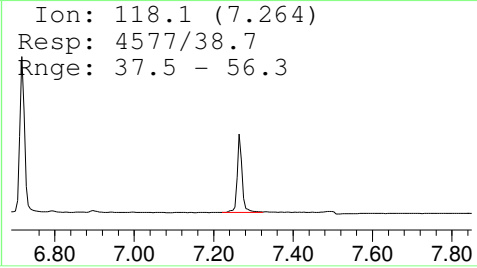
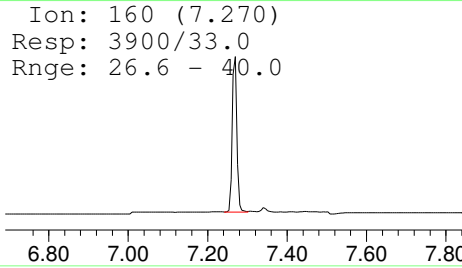
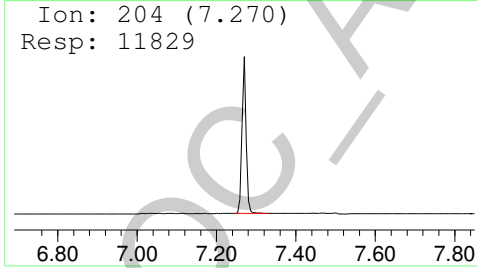
Methamphetamine-D8-PFAA

(ISTD) Amount: 100.00 ng/mL



Methamphetamine-PFAA

Amount: 241.62 ng/mL





g

Data Path : F:\Data\050515AM\  
 Data File : LV5CAL.D  
 Acq On : 5 May 2015 20:24  
 Operator : Pocatello Laboratory  
 Sample : Level 5 Calibrator: 500ng  
 Misc : Analytical Method 3.10.2  
 ALS Vial : 6 Sample Multiplier: 1

Quant Time: May 06 12:13:31 2015  
 Quant Method : F:\Methods\A-M.M  
 Quant Title : Amphetamine & Methamphetamine  
 QLast Update : Wed May 06 11:55:39 2015  
 Response via : Initial Calibration


Compound	R.T.	QIon	Response	Conc	Units	Dev(Min)
Internal Standards						
1) Amphetamine-D8-PFAA	6.701	193	4393	100.00	ng/mL	0.00
3) Methamphetamine-D8-PFAA	7.248	211	5053	100.00	ng/mL	0.00
Target Compounds						Qvalue
2) Amphetamine-PFAA	6.717	190	22204	505.47	ng/mL	95
4) Methamphetamine-PFAA	7.270	204	24072	503.80	ng/mL	96

(#) = qualifier out of range (m) = manual integration (+) = signals summed

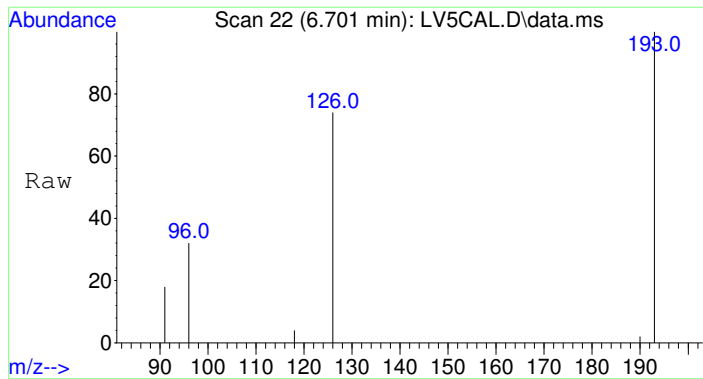
2

Data Path : F:\Data\050515AM\  
Data File : LV5CAL.D  
Acq On : 5 May 2015 20:24  
Operator : Pocatello Laboratory  
Sample : Level 5 Calibrator: 500ng  
Misc : Analytical Method 3.10.2  
ALS Vial : 6 Sample Multiplier: 1

Quant Time: May 06 12:13:31 2015  
Quant Method : F:\Methods\A-M.M  
Quant Title : Amphetamine & Methamphetamine  
QLast Update : Wed May 06 11:55:39 2015  
Response via : Initial Calibration

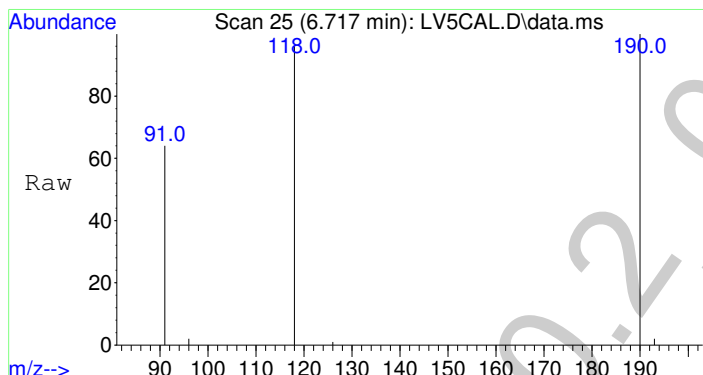
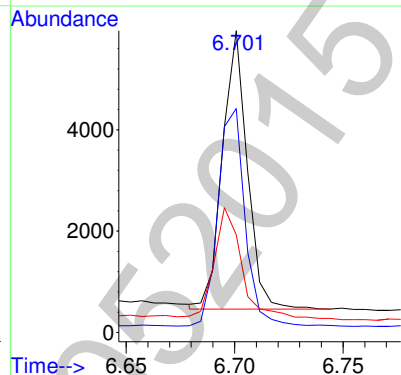
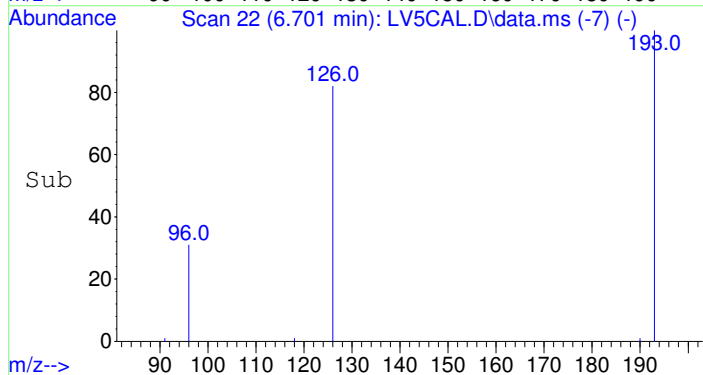


2



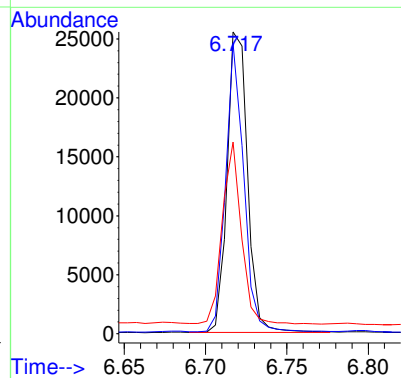
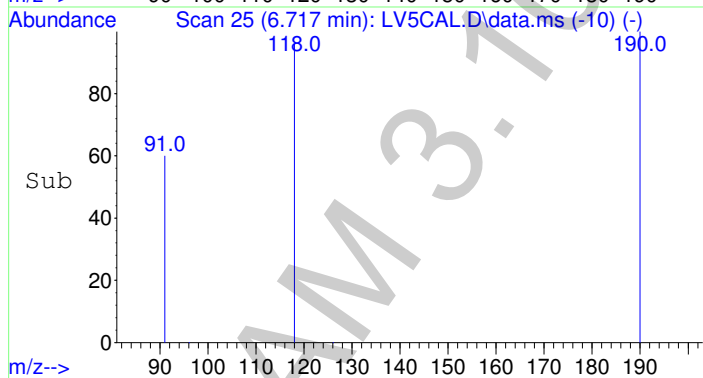
#1  
Amphetamine-D8-PFAA  
Concen: 100.00 ng/mL  
RT: 6.701 min Scan# 22  
Delta R.T. -0.000 min  
Lab File: LV5CAL.D  
Acq: 5 May 2015 20:24

Tgt Ion	Resp	Lower	Upper
193	4393		
126	85.9	68.9	103.3
96	46.3	34.9	52.3

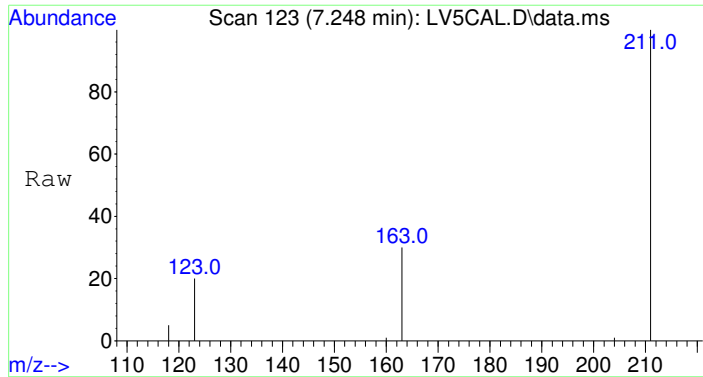


#2  
Amphetamine-PFAA  
Concen: 505.47 ng/mL  
RT: 6.717 min Scan# 25  
Delta R.T. -0.000 min  
Lab File: LV5CAL.D  
Acq: 5 May 2015 20:24

Tgt Ion	Resp	Lower	Upper
190	22204		
118	85.4	68.5	102.7
91	56.2	52.6	79.0

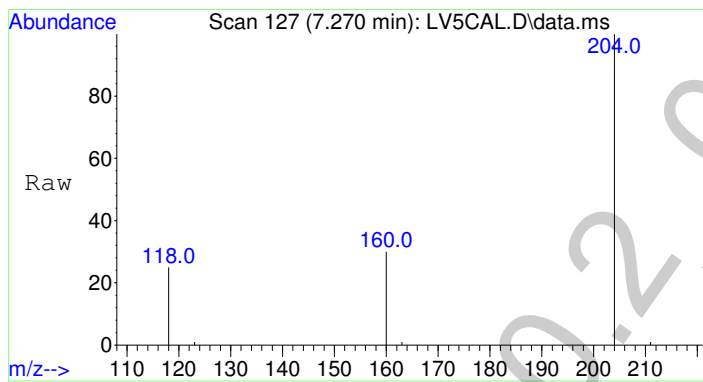
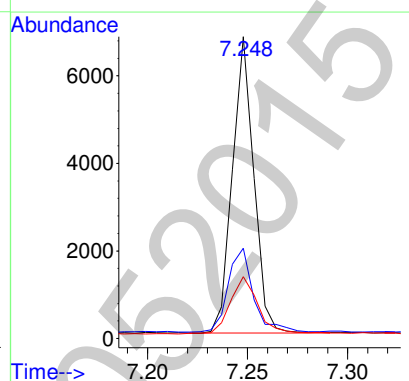
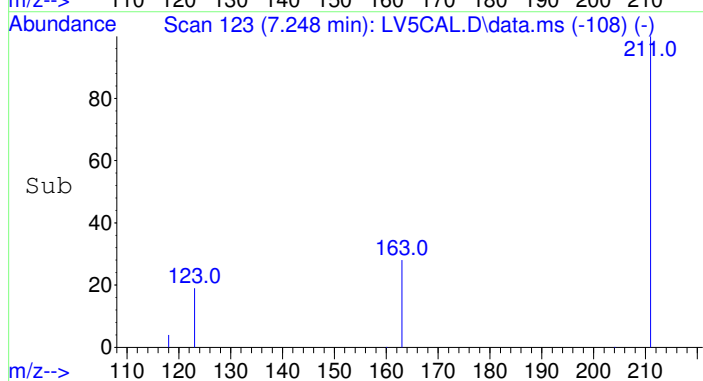


2



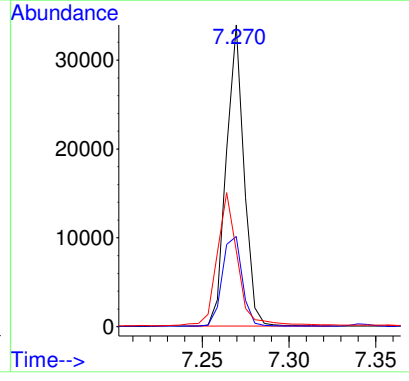
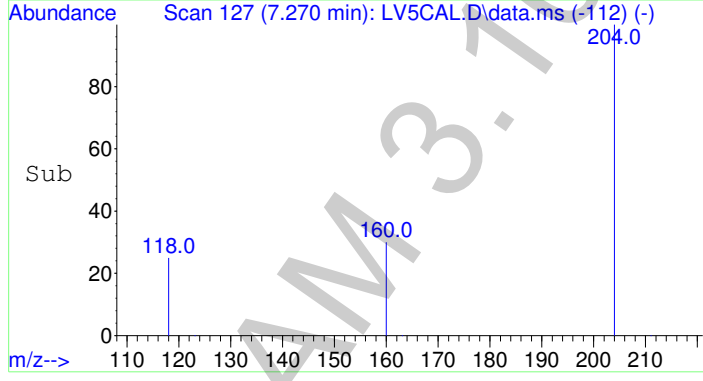
#3  
 Methamphetamine-D8-PFAA  
 Concen: 100.00 ng/mL  
 RT: 7.248 min Scan# 123  
 Delta R.T. -0.000 min  
 Lab File: LV5CAL.D  
 Acq: 5 May 2015 20:24

Tgt Ion	Resp	Lower	Upper
211	100		
163	33.0	24.1	36.1
123	26.0	17.4	26.2



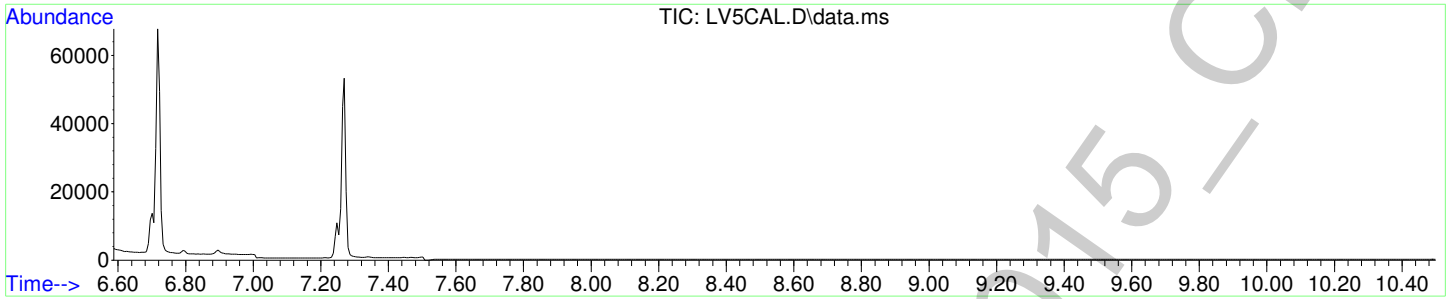
#4  
 Methamphetamine-PFAA  
 Concen: 503.80 ng/mL  
 RT: 7.270 min Scan# 127  
 Delta R.T. -0.000 min  
 Lab File: LV5CAL.D  
 Acq: 5 May 2015 20:24

Tgt Ion	Resp	Lower	Upper
204	100		
160	33.7	26.6	40.0
118	51.4	37.5	56.3



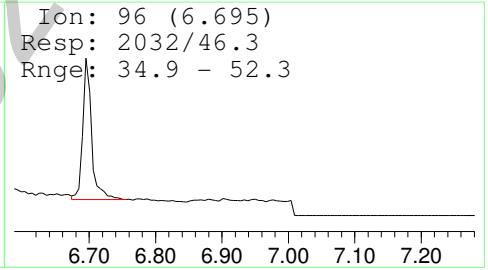
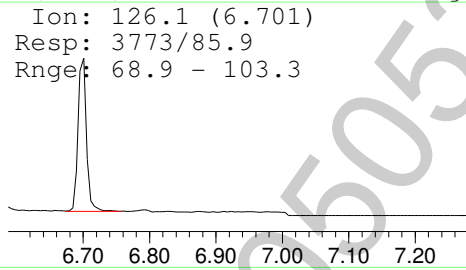
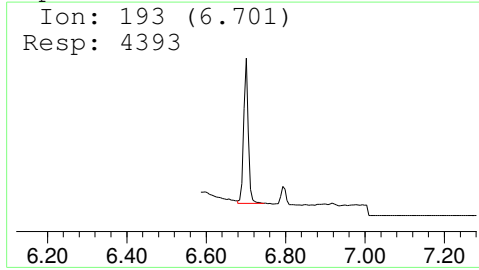
2

Data Path : F:\Data\050515AM\  
 Data File : LV5CAL.D  
 Acq On : 5 May 2015 20:24  
 Operator : Pocatello Laboratory  
 Sample : Level 5 Calibrator: 500ng  
 Misc : Analytical Method 3.10.2  
 ALS Vial : 6 Sample Multiplier: 1



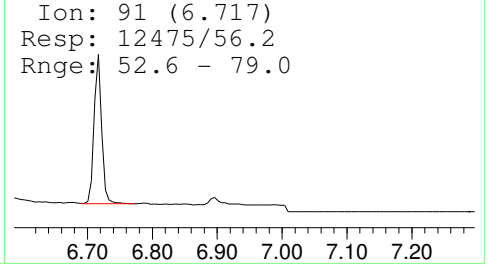
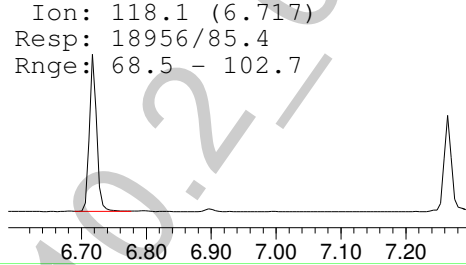
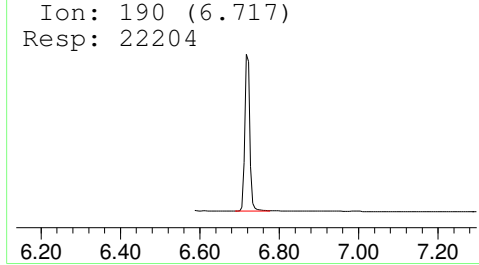
Amphetamine-D8-PFAA

(ISTD) Amount: 100.00 ng/mL



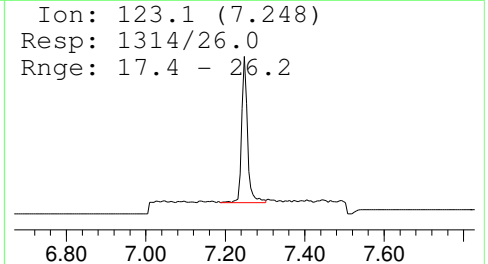
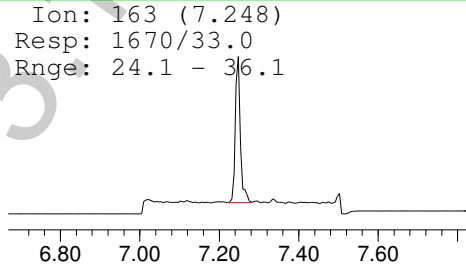
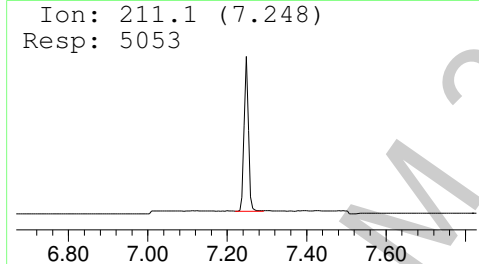
Amphetamine-PFAA

Amount: 505.47 ng/mL



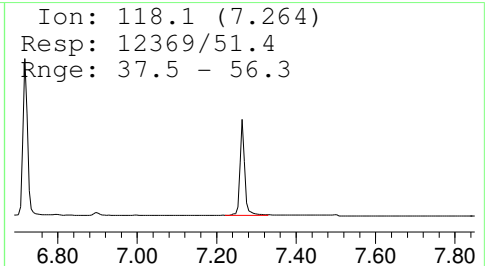
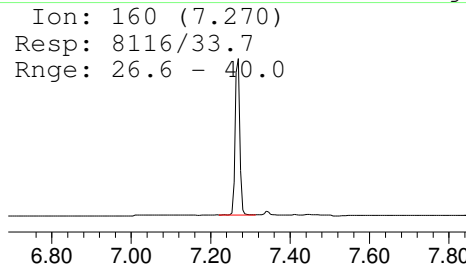
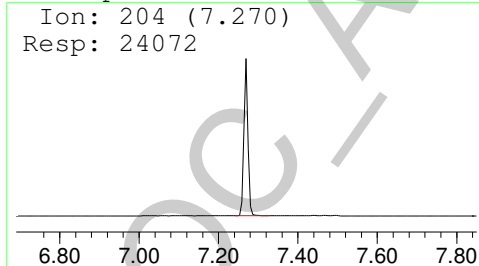
Methamphetamine-D8-PFAA

(ISTD) Amount: 100.00 ng/mL



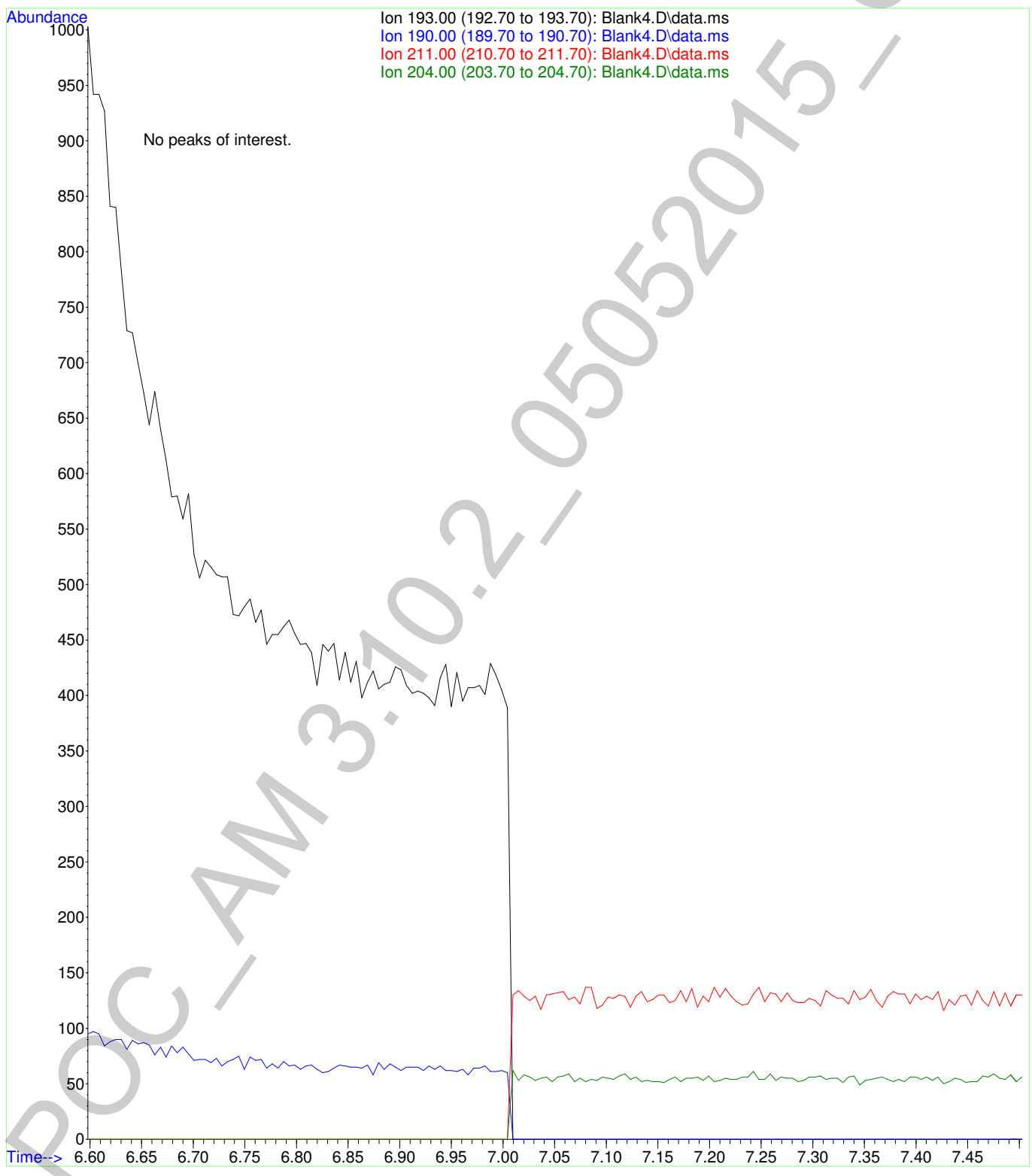
Methamphetamine-PFAA

Amount: 503.80 ng/mL



2

File :F:\Data\050515AM\Blank4.D  
Operator : Pocatello Laboratory  
Acquired : 5 May 2015 21:12 using AcqMethod A-M.M  
Instrument : Probie  
Sample Name: Post-Control Blank  
Misc Info : CHCl3  
Vial Number: 97



2

Data Path : F:\Data\050515AM\  
 Data File : PosCtrl-75-1.D  
 Acq On : 5 May 2015 20:56  
 Operator : Pocatello Laboratory  
 Sample : Positive Control - 75 ng  
 Misc : Analytical Method 3.10.2  
 ALS Vial : 7 Sample Multiplier: 1

Quant Time: May 06 12:14:30 2015  
 Quant Method : F:\Methods\A-M.M  
 Quant Title : Amphetamine & Methamphetamine  
 QLast Update : Wed May 06 11:55:39 2015  
 Response via : Initial Calibration

Compound	R.T.	QIon	Response	Conc	Units	Dev(Min)
Internal Standards						
1) Amphetamine-D8-PFAA	6.701	193	9429	100.00	ng/mL	0.00
3) Methamphetamine-D8-PFAA	7.248	211	13432	100.00	ng/mL * #	0.00
Target Compounds						
2) Amphetamine-PFAA	6.717	190	7326	77.10	ng/mL	98
4) Methamphetamine-PFAA	7.269	204	14283	112.50	ng/mL# *	87


(#) = qualifier out of range (m) = manual integration (+) = signals summed

\*Refer to manual integration.

6

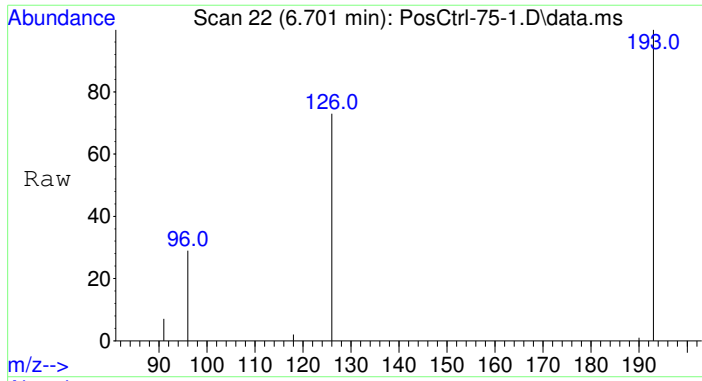
Data Path : F:\Data\050515AM\  
Data File : PosCtrl-75-1.D  
Acq On : 5 May 2015 20:56  
Operator : Pocatello Laboratory  
Sample : Positive Control - 75 ng  
Misc : Analytical Method 3.10.2  
ALS Vial : 7 Sample Multiplier: 1

Quant Time: May 06 12:14:30 2015  
Quant Method : F:\Methods\A-M.M  
Quant Title : Amphetamine & Methamphetamine  
QLast Update : Wed May 06 11:55:39 2015  
Response via : Initial Calibration



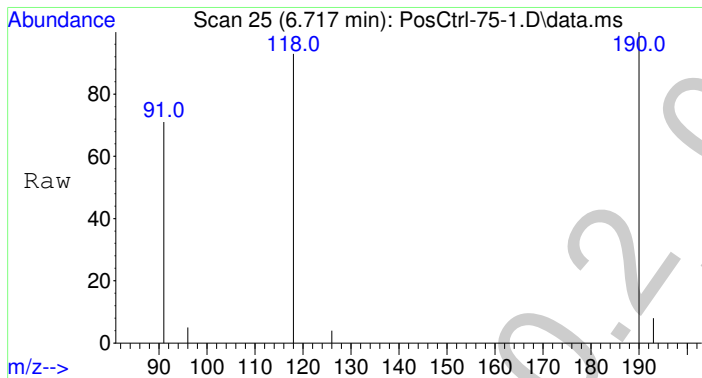
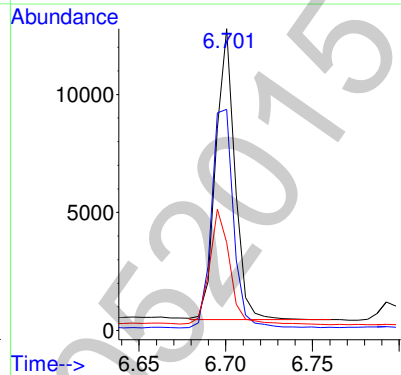
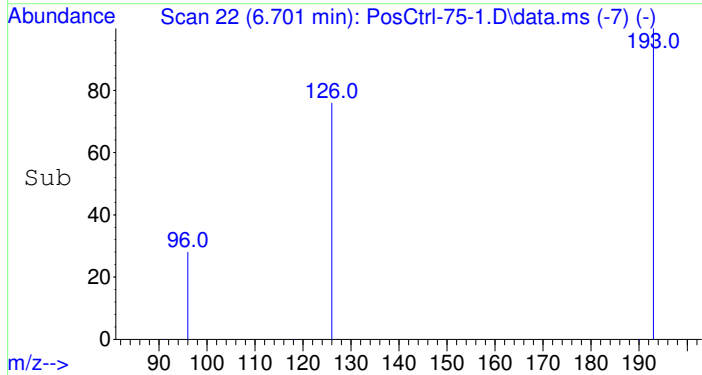


2



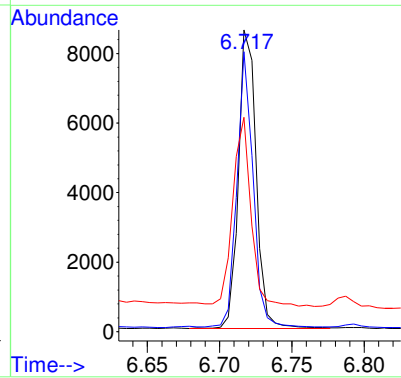
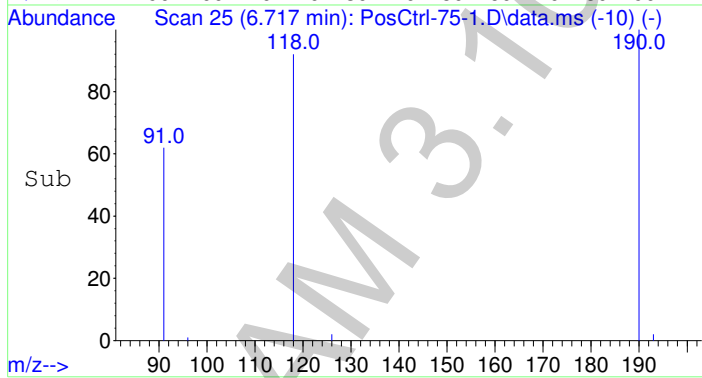
#1  
 Amphetamine-D8-PFAA  
 Concen: 100.00 ng/mL  
 RT: 6.701 min Scan# 22  
 Delta R.T. -0.000 min  
 Lab File: PosCtrl-75-1.D  
 Acq: 5 May 2015 20:56

Tgt Ion	Resp	Lower	Upper
193	100		
126	86.9	68.9	103.3
96	42.5	34.9	52.3

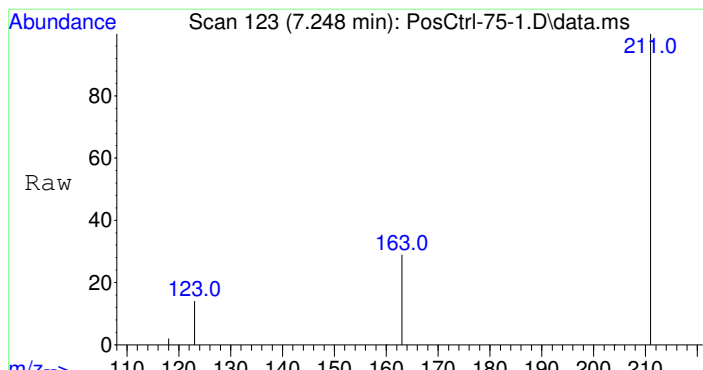


#2  
 Amphetamine-PFAA  
 Concen: 77.10 ng/mL  
 RT: 6.717 min Scan# 25  
 Delta R.T. -0.000 min  
 Lab File: PosCtrl-75-1.D  
 Acq: 5 May 2015 20:56

Tgt Ion	Resp	Lower	Upper
190	100		
118	83.3	68.5	102.7
91	65.3	52.6	79.0

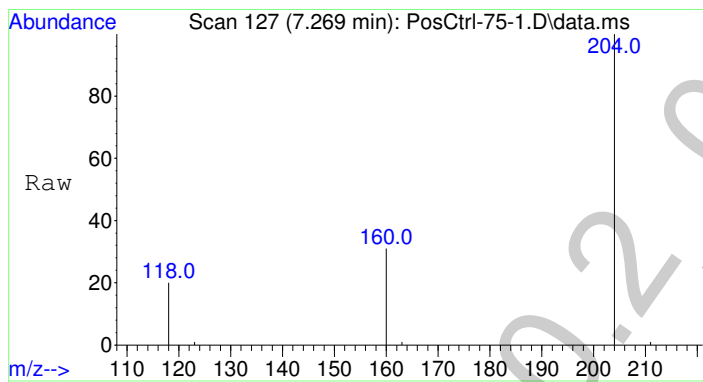
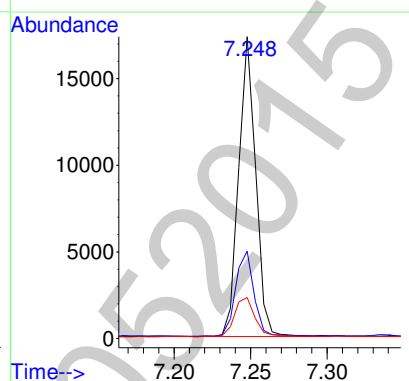
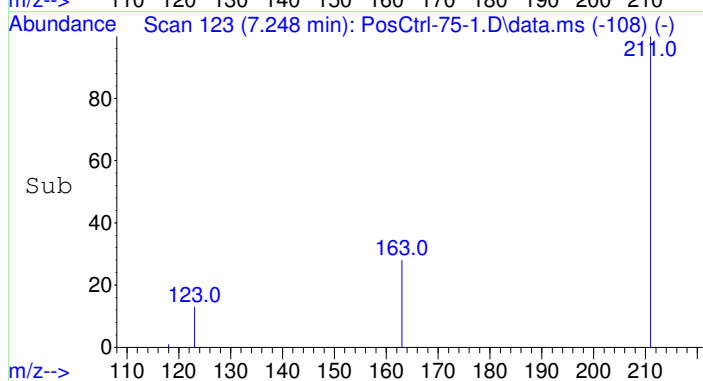


2



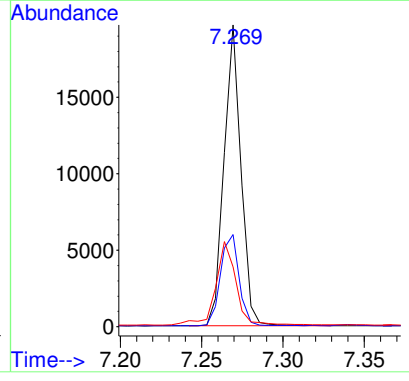
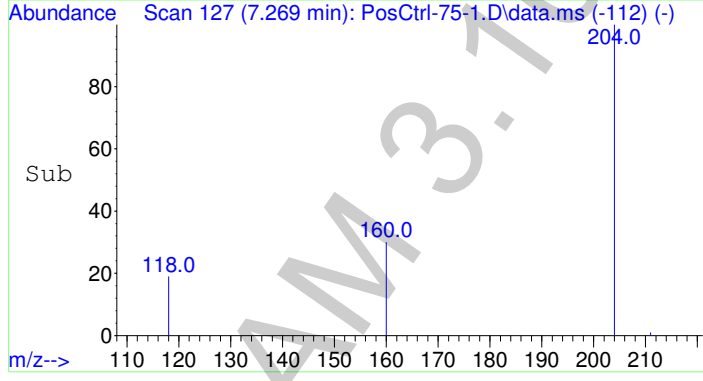
#3  
 Methamphetamine-D8-PFAA  
 Concen: 100.00 ng/mL  
 RT: 7.248 min Scan# 123  
 Delta R.T. -0.000 min  
 Lab File: PosCtrl-75-1.D  
 Acq: 5 May 2015 20:56

Tgt Ion	Resp	Lower	Upper
211	100		
163	30.5	24.1	36.1
123	16.1	17.4	26.2



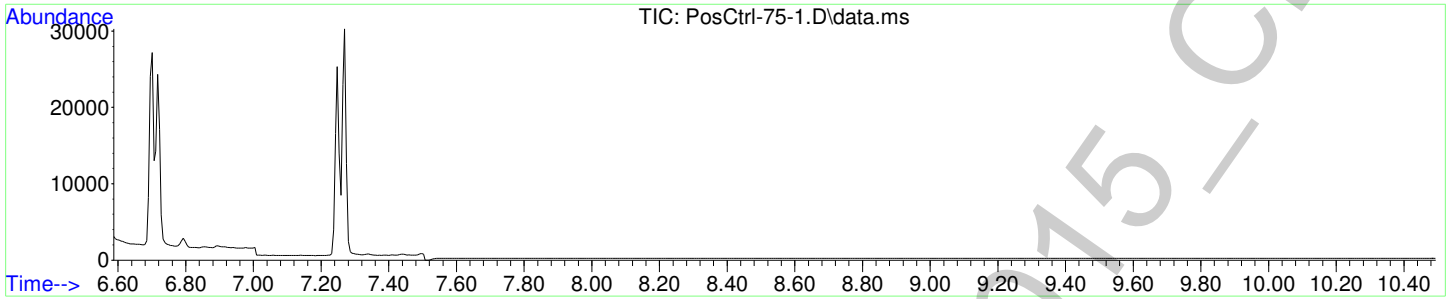
#4  
 Methamphetamine-PFAA  
 Concen: 112.50 ng/mL  
 RT: 7.269 min Scan# 127  
 Delta R.T. -0.001 min  
 Lab File: PosCtrl-75-1.D  
 Acq: 5 May 2015 20:56

Tgt Ion	Resp	Lower	Upper
204	100		
160	33.3	26.6	40.0
118	32.6	37.5	56.3



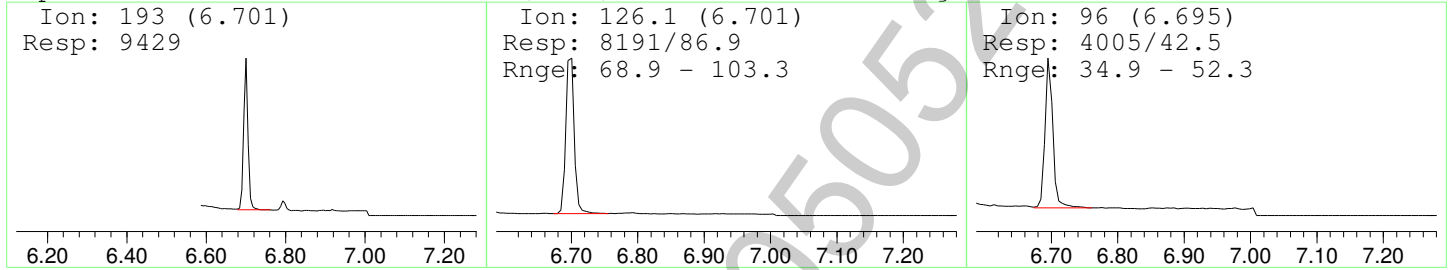
2

Data Path : F:\Data\050515AM\  
 Data File : PosCtrl-75-1.D  
 Acq On : 5 May 2015 20:56  
 Operator : Pocatello Laboratory  
 Sample : Positive Control - 75 ng  
 Misc : Analytical Method 3.10.2  
 ALS Vial : 7 Sample Multiplier: 1



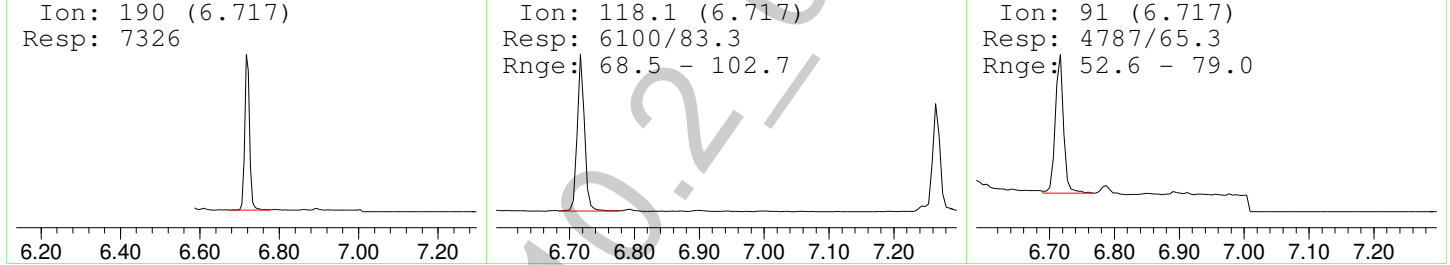
Amphetamine-D8-PFAA

(ISTD) Amount: 100.00 ng/mL



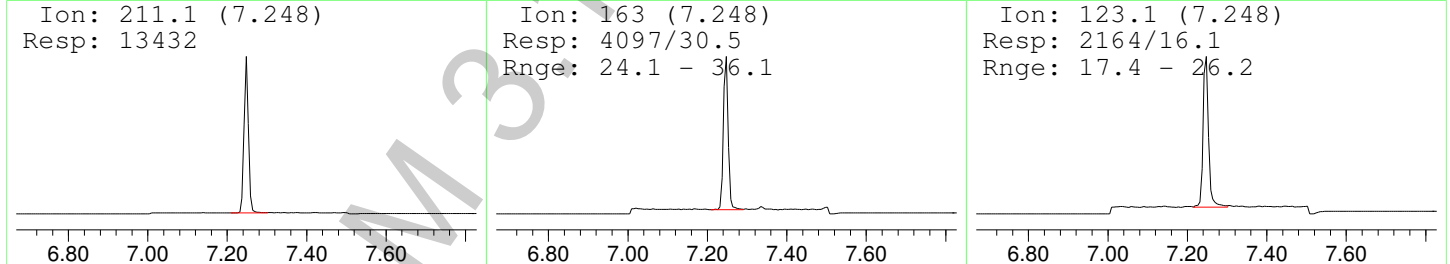
Amphetamine-PFAA

Amount: 77.10 ng/mL



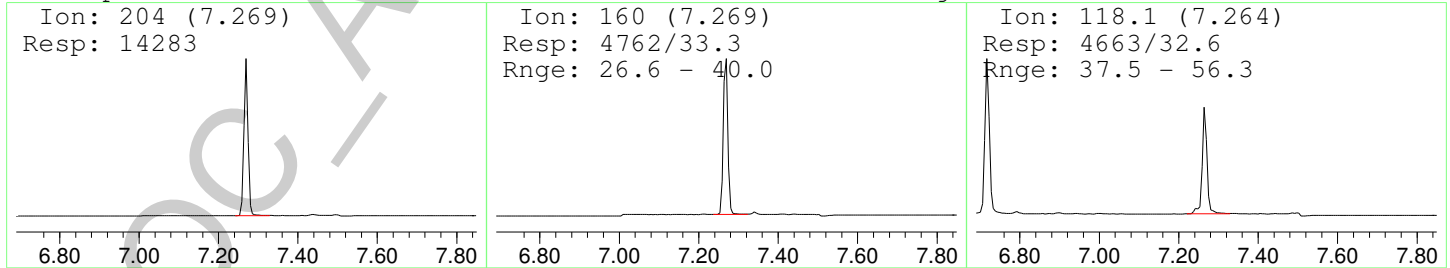
Methamphetamine-D8-PFAA

(ISTD) Amount: 100.00 ng/mL



Methamphetamine-PFAA

Amount: 112.50 ng/mL



29

Data Path : F:\Data\050515AM\  
 Data File : PosCtrl-75-1.D  
 Acq On : 5 May 2015 20:56  
 Operator : Pocatello Laboratory  
 Sample : Positive Control - 75 ng  
 Misc : Analytical Method 3.10.2  
 ALS Vial : 7 Sample Multiplier: 1

Quant Time: May 06 12:14:30 2015  
 Quant Method : F:\Methods\A-M.M  
 Quant Title : Amphetamine & Methamphetamine  
 QLast Update : Wed May 06 11:55:39 2015  
 Response via : Initial Calibration

Compound	R.T.	QIon	Response	Conc	Units	Dev(Min)
Internal Standards						
1) Amphetamine-D8-PFAA	6.701	193	9429	100.00	ng/mL	0.00
3) Methamphetamine-D8-PFAA	7.248	211	12114m	100.00	ng/mL *	0.00
Target Compounds						
2) Amphetamine-PFAA	6.717	190	7326	77.10	ng/mL	98
4) Methamphetamine-PFAA	7.269	204	12100m	105.68	ng/mL **	

(#) = qualifier out of range (m) = manual integration (+) = signals summed


\*Manual integration successful.

\*\*Manual integration successful. However, quantity exceeds 20% of target value. Use for qualitative purposes only.

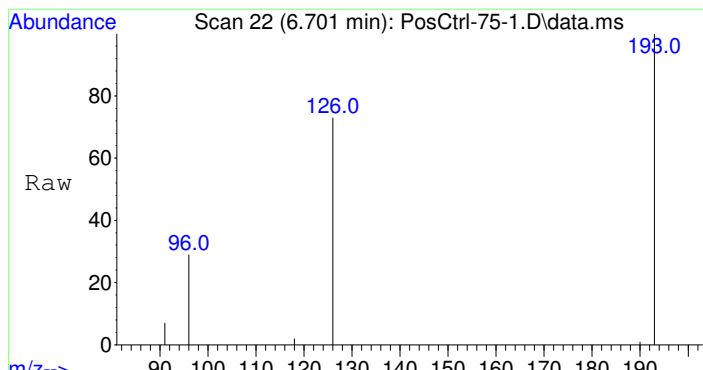
6

Data Path : F:\Data\050515AM\  
Data File : PosCtrl-75-1.D  
Acq On : 5 May 2015 20:56  
Operator : Pocatello Laboratory  
Sample : Positive Control - 75 ng  
Misc : Analytical Method 3.10.2  
ALS Vial : 7 Sample Multiplier: 1

Quant Time: May 06 12:14:30 2015  
Quant Method : F:\Methods\A-M.M  
Quant Title : Amphetamine & Methamphetamine  
QLast Update : Wed May 06 11:55:39 2015  
Response via : Initial Calibration

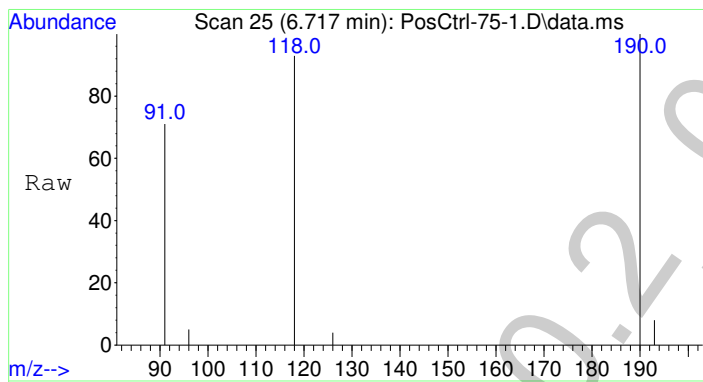
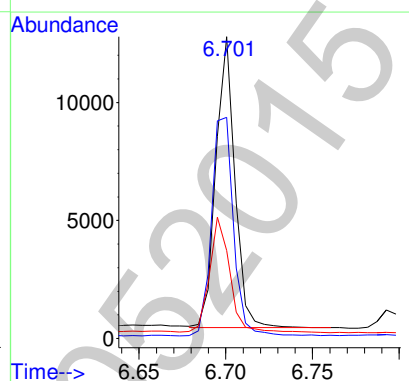
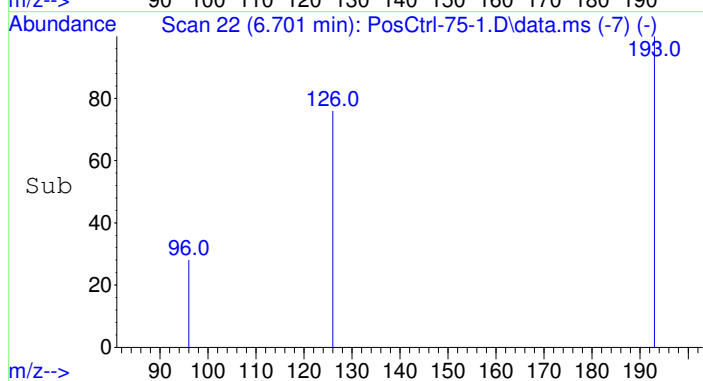


2



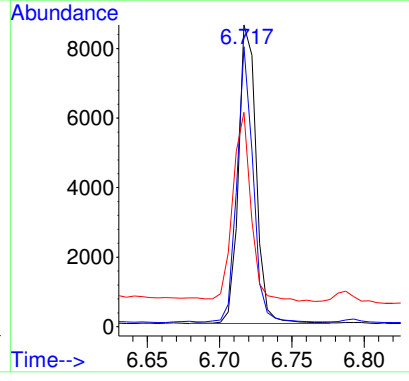
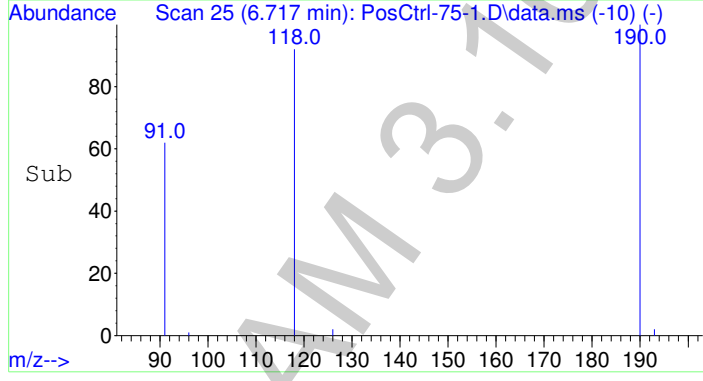
#1  
 Amphetamine-D8-PFAA  
 Concen: 100.00 ng/mL  
 RT: 6.701 min Scan# 22  
 Delta R.T. -0.000 min  
 Lab File: PosCtrl-75-1.D  
 Acq: 5 May 2015 20:56

Tgt Ion	Resp	Lower	Upper
193	9429		
126	86.9	68.9	103.3
96	42.5	34.9	52.3

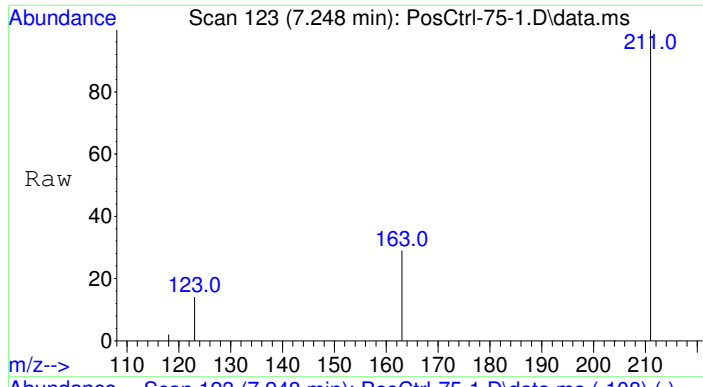


#2  
 Amphetamine-PFAA  
 Concen: 77.10 ng/mL  
 RT: 6.717 min Scan# 25  
 Delta R.T. -0.000 min  
 Lab File: PosCtrl-75-1.D  
 Acq: 5 May 2015 20:56

Tgt Ion	Resp	Lower	Upper
190	7326		
118	83.3	68.5	102.7
91	65.3	52.6	79.0

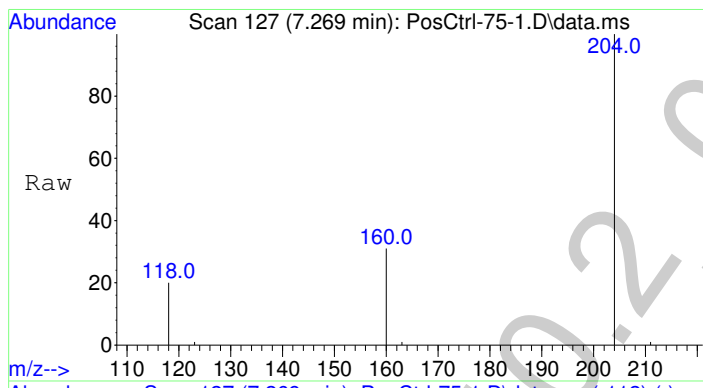
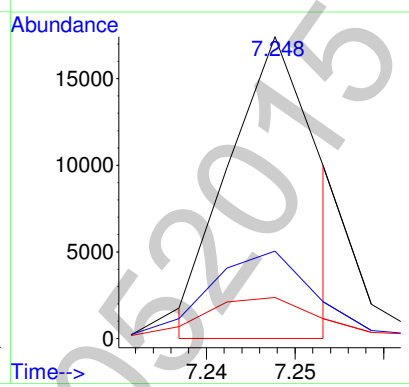
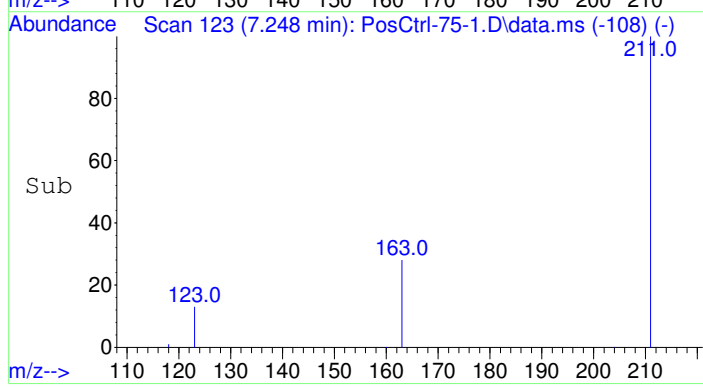


2



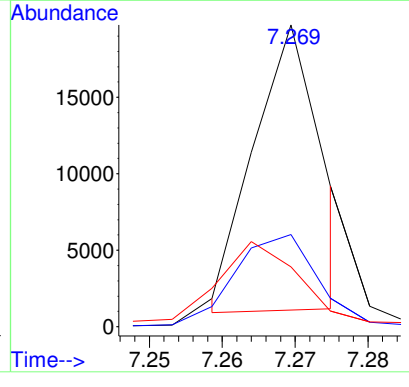
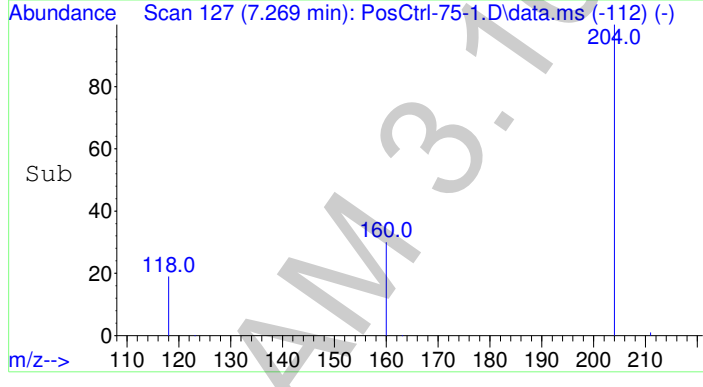
#3  
 Methamphetamine-D8-PFAA  
 Concen: 100.00 ng/mL m  
 RT: 7.248 min Scan# 123  
 Delta R.T. -0.000 min  
 Lab File: PosCtrl-75-1.D  
 Acq: 5 May 2015 20:56

Tgt Ion	Resp	Lower	Upper
211	100		
163	33.8	24.1	36.1
123	17.9	17.4	26.2



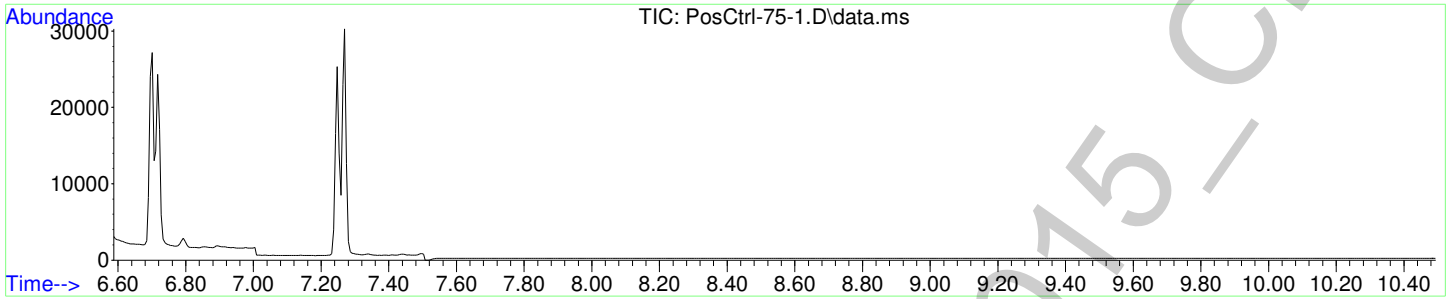
#4  
 Methamphetamine-PFAA  
 Concen: 105.68 ng/mL m  
 RT: 7.269 min Scan# 127  
 Delta R.T. -0.001 min  
 Lab File: PosCtrl-75-1.D  
 Acq: 5 May 2015 20:56

Tgt Ion	Resp	Lower	Upper
204	100		
160	39.4	26.6	40.0
118	38.5	37.5	56.3



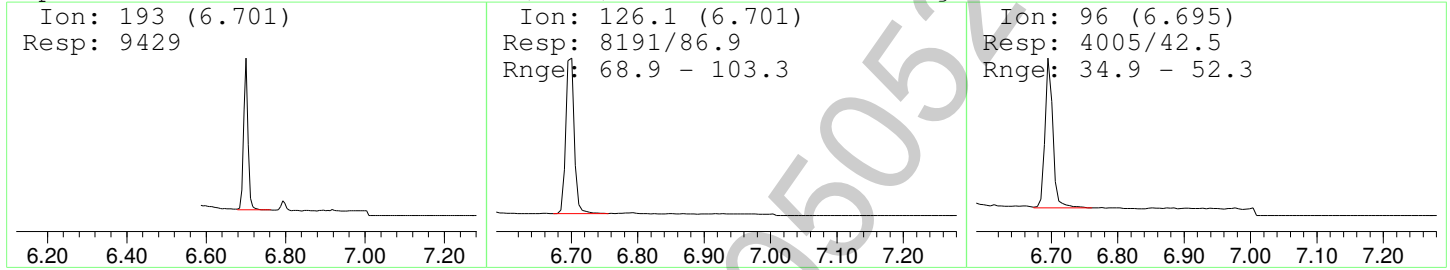
2

Data Path : F:\Data\050515AM\  
 Data File : PosCtrl-75-1.D  
 Acq On : 5 May 2015 20:56  
 Operator : Pocatello Laboratory  
 Sample : Positive Control - 75 ng  
 Misc : Analytical Method 3.10.2  
 ALS Vial : 7 Sample Multiplier: 1



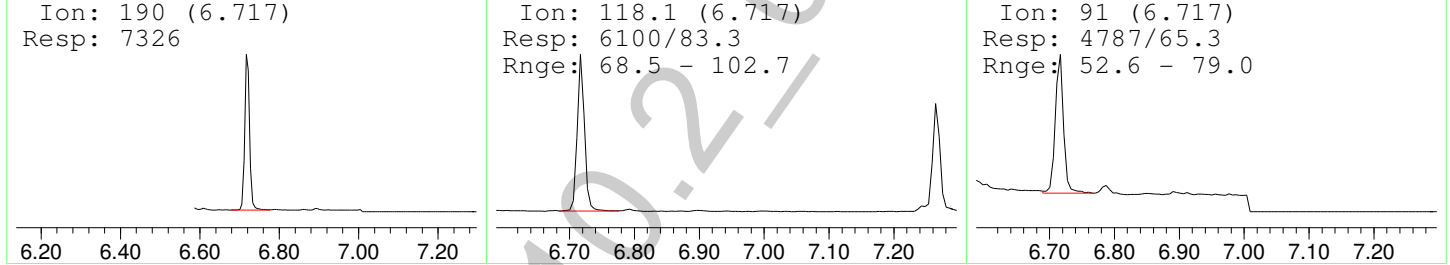
Amphetamine-D8-PFAA

(ISTD) Amount: 100.00 ng/mL



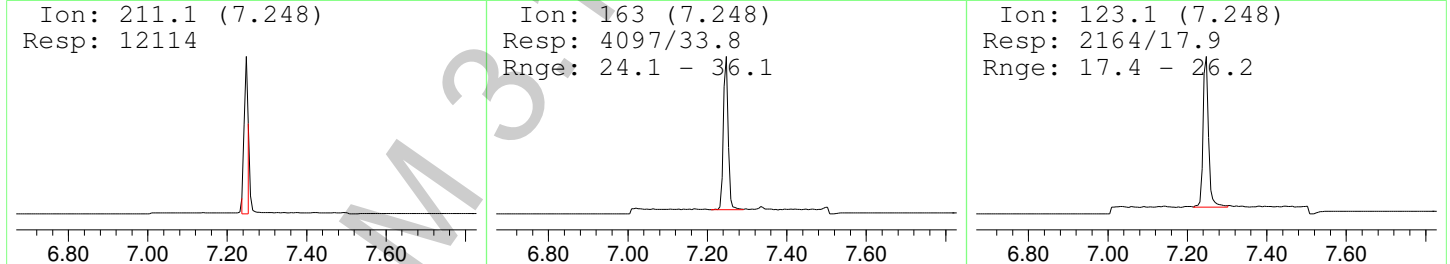
Amphetamine-PFAA

Amount: 77.10 ng/mL



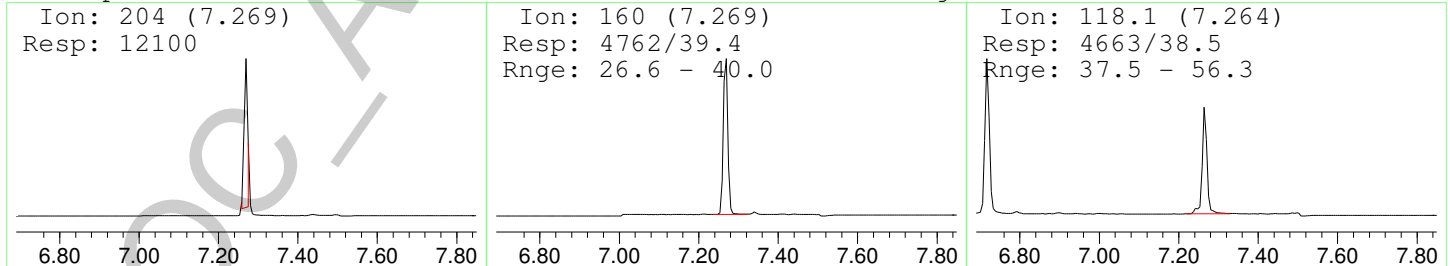
Methamphetamine-D8-PFAA

(ISTD) Amount: 100.00 ng/mL



Methamphetamine-PFAA

Amount: 105.68 ng/mL





2

Data Path : F:\Data\050515AM\  
 Data File : PosCtrl-300-1.D  
 Acq On : 5 May 2015 22:16  
 Operator : Pocatello Laboratory  
 Sample : Positive Control - 300 ng  
 Misc : Analytical Method 3.10.2  
 ALS Vial : 8 Sample Multiplier: 1

Quant Time: May 06 12:38:26 2015  
 Quant Method : F:\Methods\A-M.M  
 Quant Title : Amphetamine & Methamphetamine  
 QLast Update : Wed May 06 11:55:39 2015  
 Response via : Initial Calibration

Compound	R.T.	QIon	Response	Conc	Units	Dev(Min)	
Internal Standards							
1) Amphetamine-D8-PFAA	6.701	193	9489	100.00	ng/mL	0.00	
3) Methamphetamine-D8-PFAA	7.248	211	10300	100.00	ng/mL	0.00	
Target Compounds							
2) Amphetamine-PFAA	6.717	190	33185	349.52	ng/mL	95	Qvalue
4) Methamphetamine-PFAA	7.270	204	48580	498.79	ng/mL	* 94	

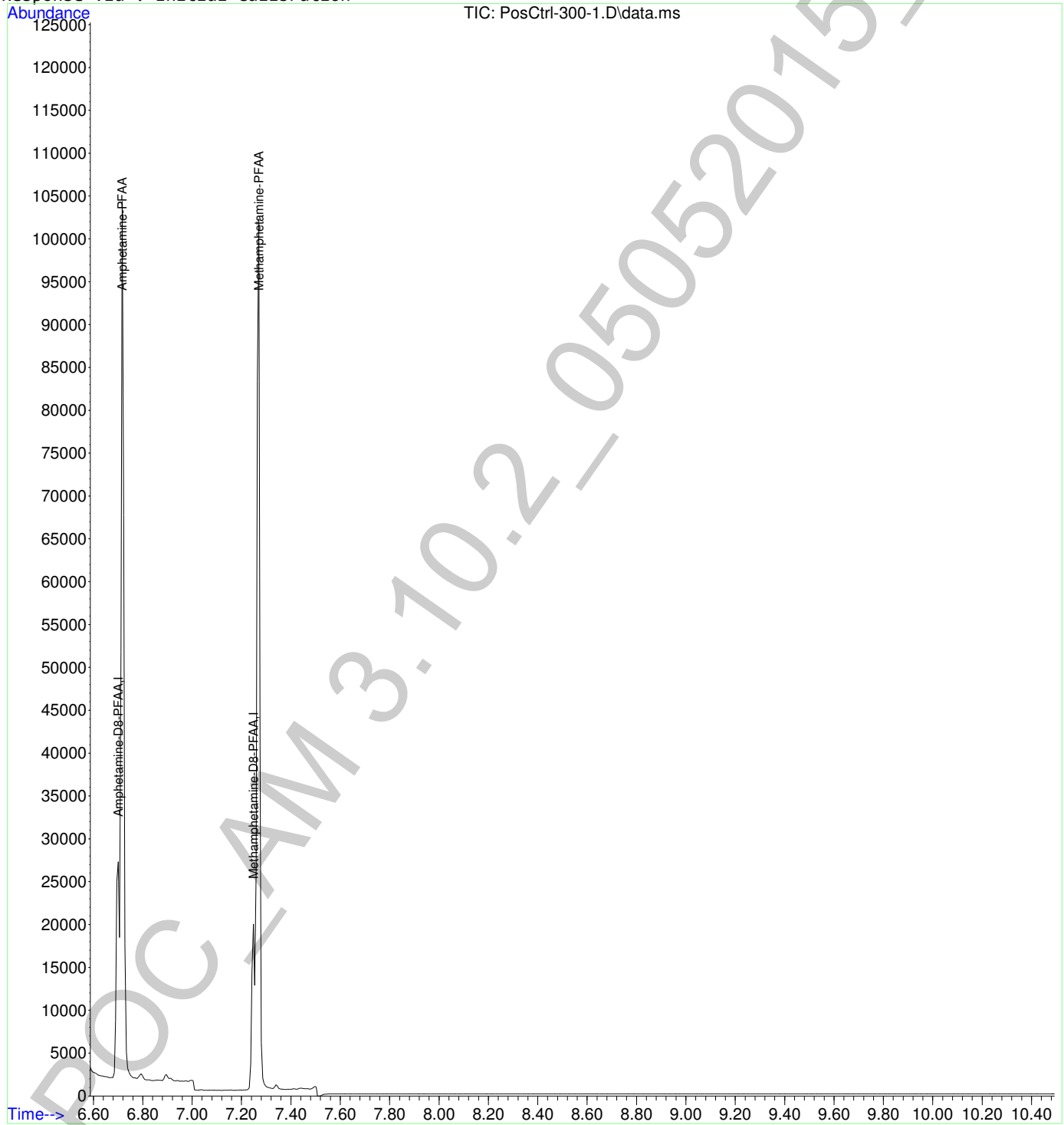
(#) = qualifier out of range (m) = manual integration (+) = signals summed

\*Quantity exceeds acceptable (20%) target range. Use for qualitative purposes only.

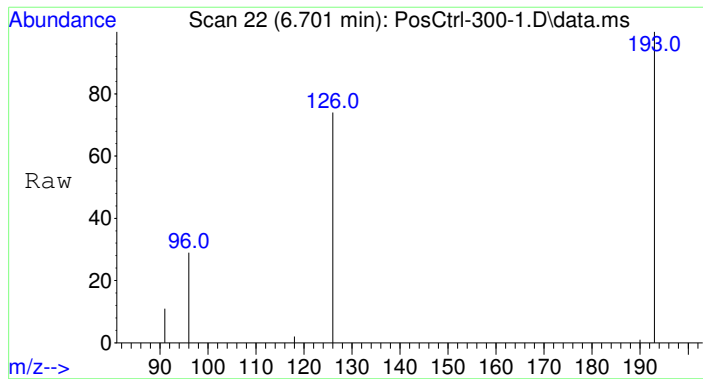
6

Data Path : F:\Data\050515AM\  
Data File : PosCtrl-300-1.D  
Acq On : 5 May 2015 22:16  
Operator : Pocatello Laboratory  
Sample : Positive Control - 300 ng  
Misc : Analytical Method 3.10.2  
ALS Vial : 8 Sample Multiplier: 1

Quant Time: May 06 12:38:26 2015  
Quant Method : F:\Methods\A-M.M  
Quant Title : Amphetamine & Methamphetamine  
QLast Update : Wed May 06 11:55:39 2015  
Response via : Initial Calibration

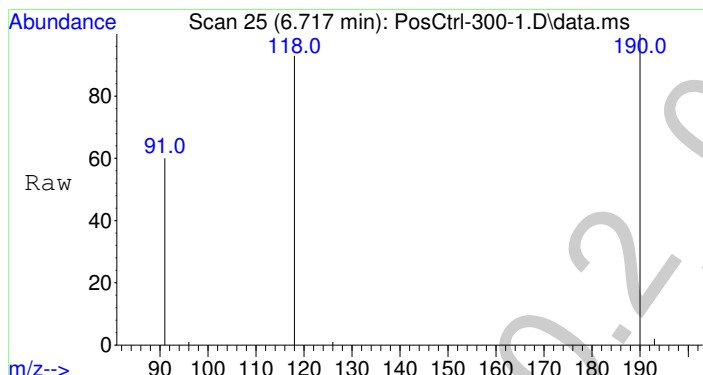
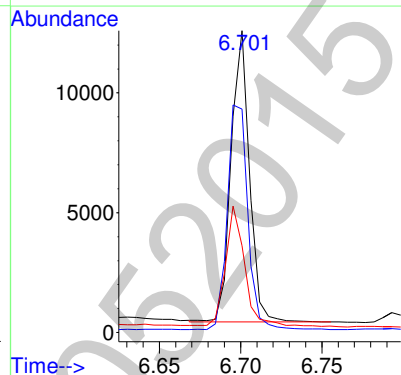
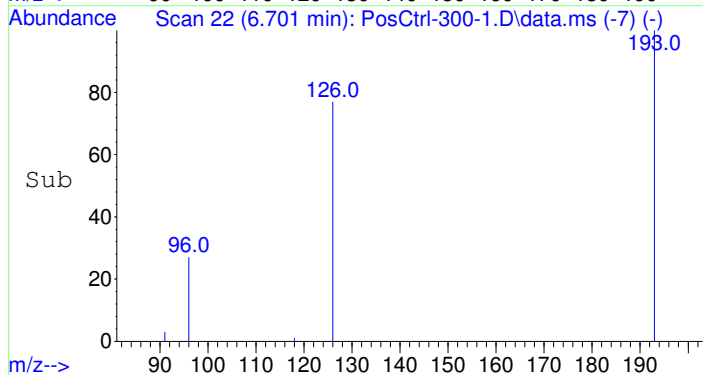


2



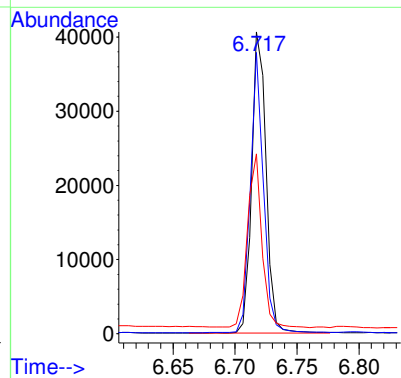
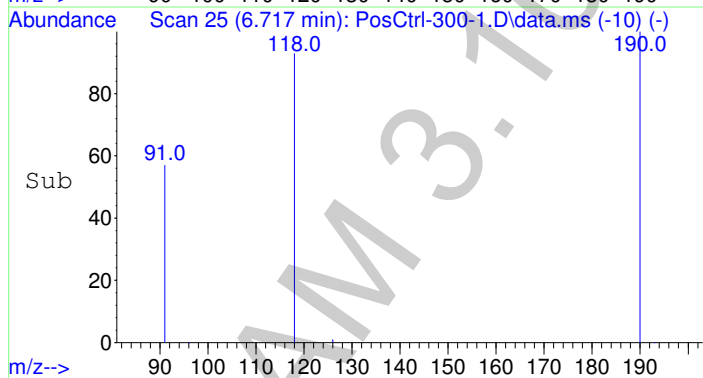
#1  
 Amphetamine-D8-PFAA  
 Concen: 100.00 ng/mL  
 RT: 6.701 min Scan# 22  
 Delta R.T. -0.000 min  
 Lab File: PosCtrl-300-1.D  
 Acq: 5 May 2015 22:16

Tgt Ion	Resp	Lower	Upper
193	100		
126	86.5	68.9	103.3
96	43.7	34.9	52.3

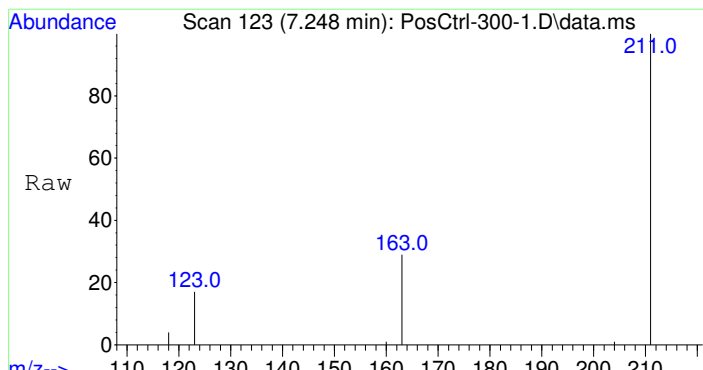


#2  
 Amphetamine-PFAA  
 Concen: 349.52 ng/mL  
 RT: 6.717 min Scan# 25  
 Delta R.T. 0.000 min  
 Lab File: PosCtrl-300-1.D  
 Acq: 5 May 2015 22:16

Tgt Ion	Resp	Lower	Upper
190	100		
118	85.1	68.5	102.7
91	57.3	52.6	79.0

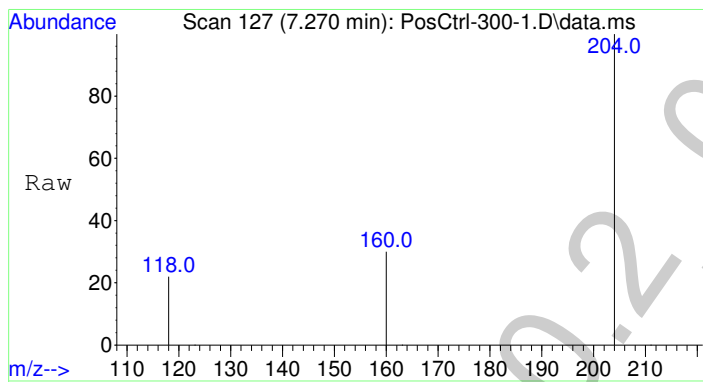
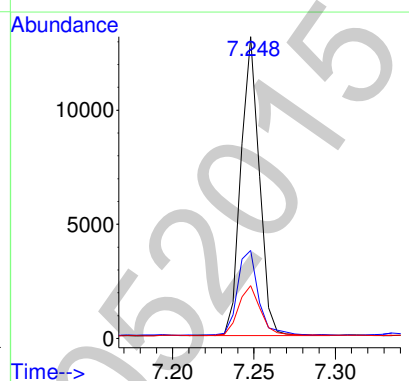
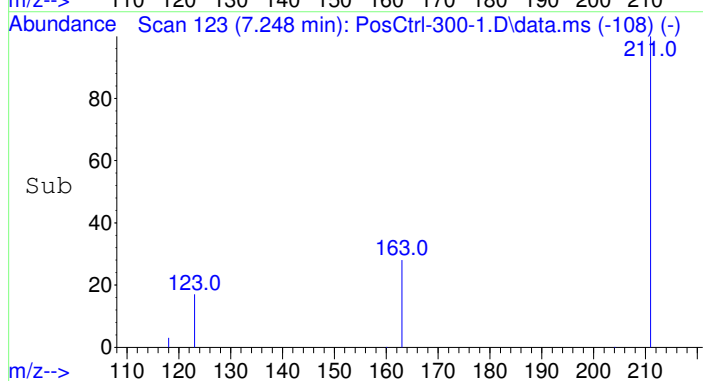


2



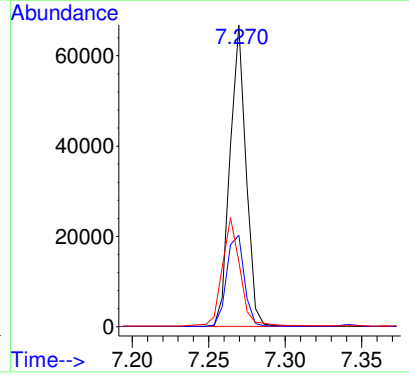
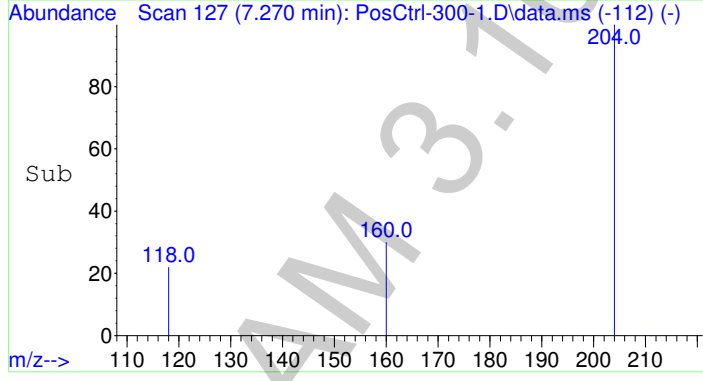
#3  
 Methamphetamine-D8-PFAA  
 Concen: 100.00 ng/mL  
 RT: 7.248 min Scan# 123  
 Delta R.T. 0.000 min  
 Lab File: PosCtrl-300-1.D  
 Acq: 5 May 2015 22:16

Tgt Ion	Resp	Lower	Upper
211	100		
163	32.5	24.1	36.1
123	20.5	17.4	26.2



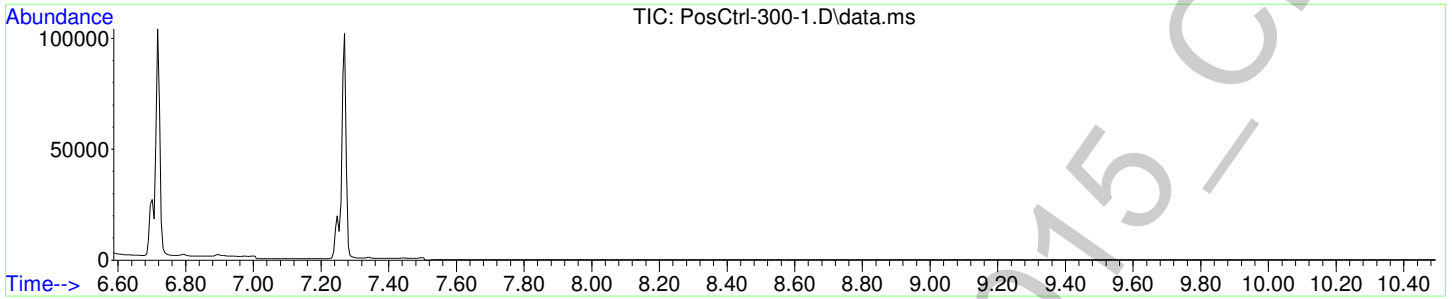
#4  
 Methamphetamine-PFAA  
 Concen: 498.79 ng/mL  
 RT: 7.270 min Scan# 127  
 Delta R.T. -0.000 min  
 Lab File: PosCtrl-300-1.D  
 Acq: 5 May 2015 22:16

Tgt Ion	Resp	Lower	Upper
204	100		
160	33.6	26.6	40.0
118	40.4	37.5	56.3



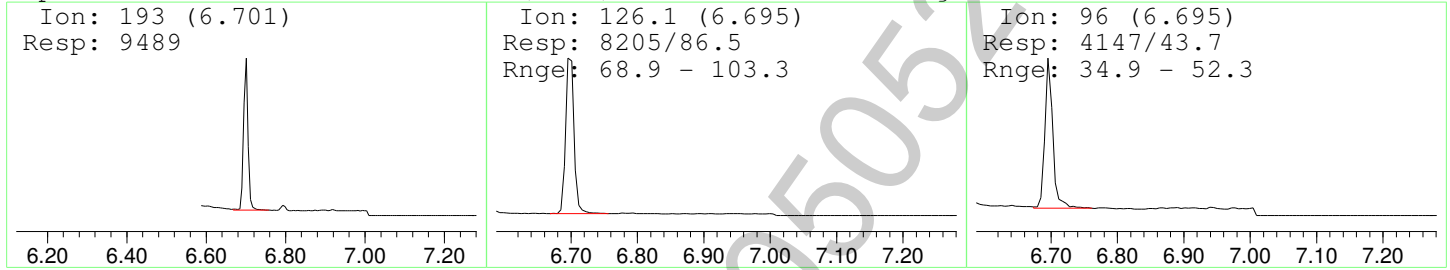
2

Data Path : F:\Data\050515AM\  
 Data File : PosCtrl-300-1.D  
 Acq On : 5 May 2015 22:16  
 Operator : Pocatello Laboratory  
 Sample : Positive Control - 300 ng  
 Misc : Analytical Method 3.10.2  
 ALS Vial : 8 Sample Multiplier: 1



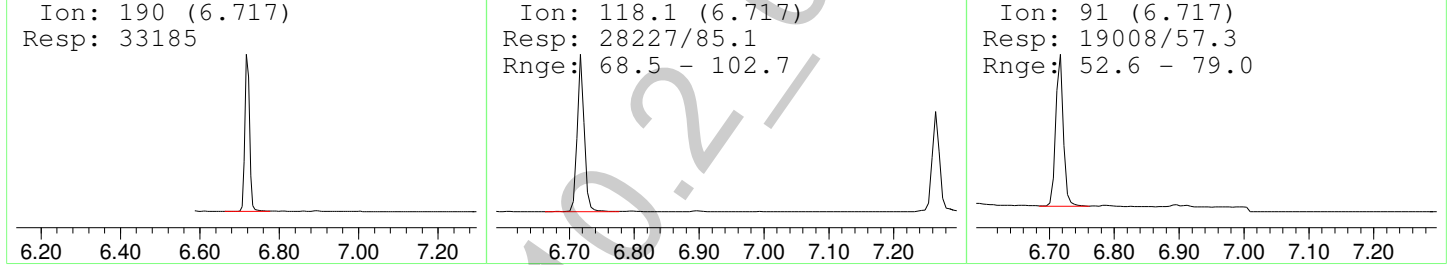
Amphetamine-D8-PFAA

(ISTD) Amount: 100.00 ng/mL



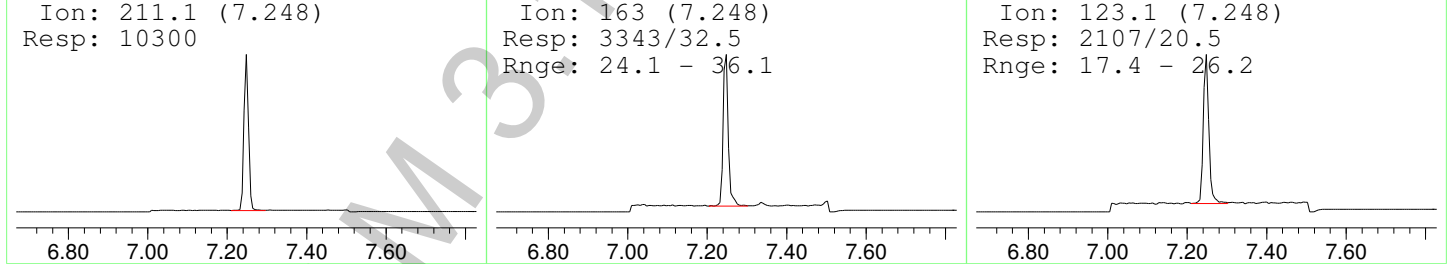
Amphetamine-PFAA

Amount: 349.52 ng/mL



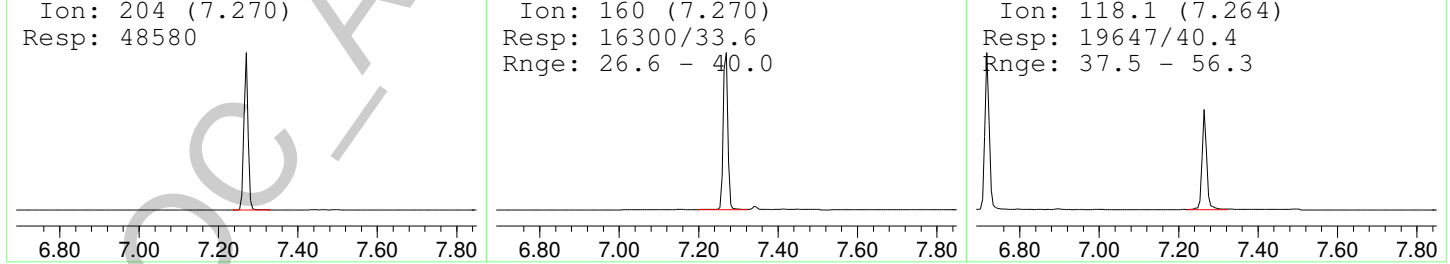
Methamphetamine-D8-PFAA

(ISTD) Amount: 100.00 ng/mL



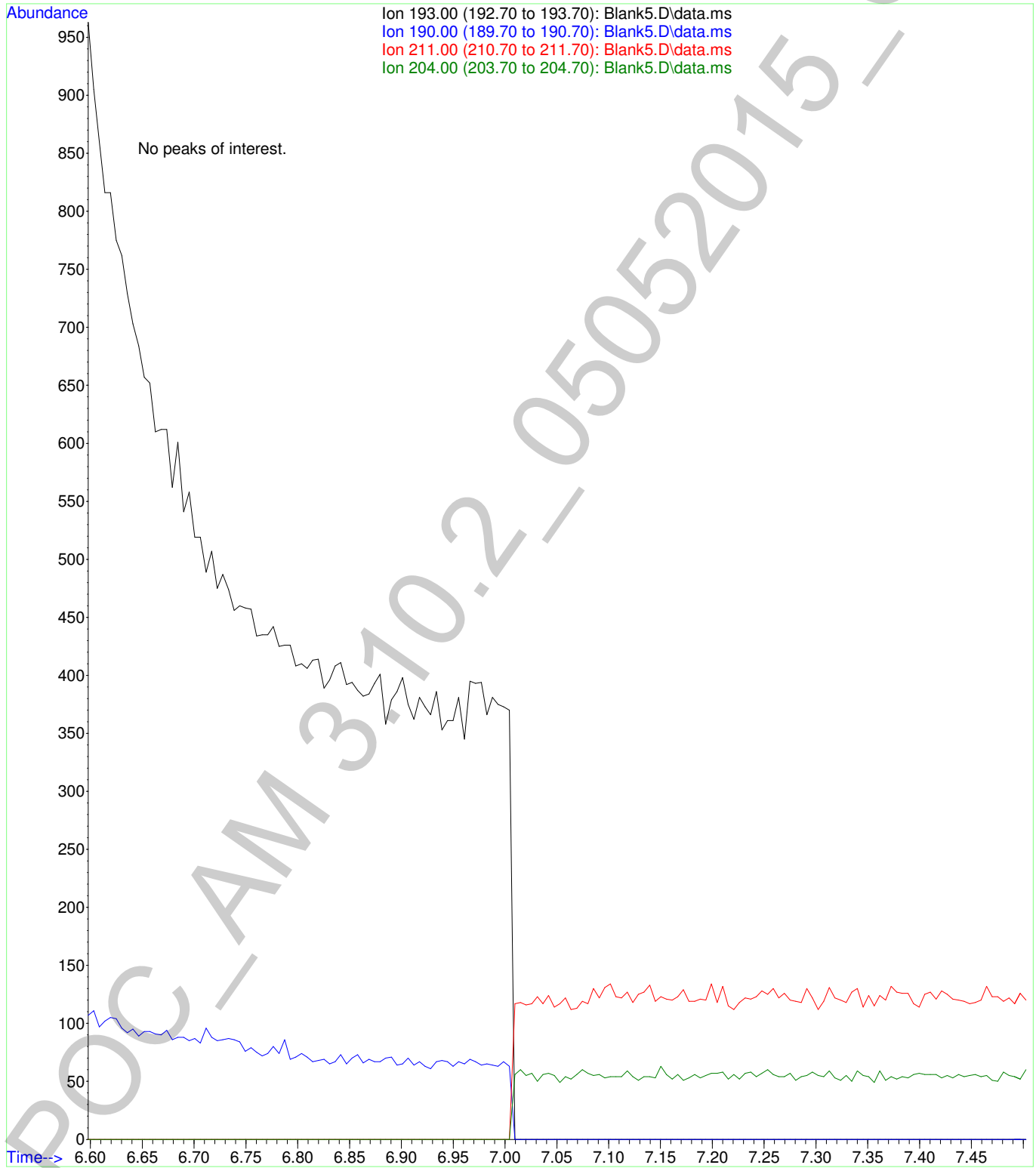
Methamphetamine-PFAA

Amount: 498.79 ng/mL



2

File :F:\Data\050515AM\Blank5.D  
Operator : Pocatello Laboratory  
Acquired : 5 May 2015 22:32 using AcqMethod A-M.M  
Instrument : Probie  
Sample Name: Post-Control Blank  
Misc Info : CHCl3  
Vial Number: 95



2

File :F:\Data\050515AM\Blank6.D  
Operator : Pocatello Laboratory  
Acquired : 5 May 2015 23:36 using AcqMethod A-M.M  
Instrument : Probie  
Sample Name: Post-run Solvent Blank  
Misc Info : CHCl3  
Vial Number: 93

